



Community Assessment Report



Alleghany Highlands Healthy Youth Coalition

2018

Chelsea Dunaway MPH, Chair

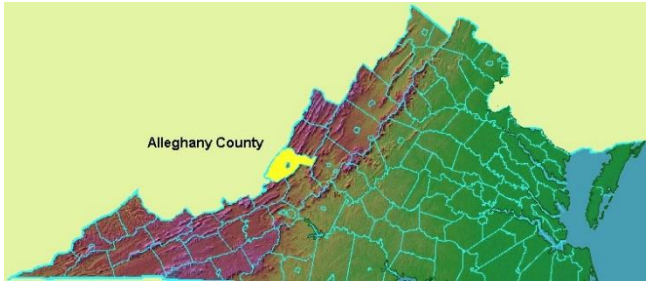


Table of Contents

1. Definition of Community	3
a. Community Demographics	4
2. Community History	5
3. Needs Assessment	5
a. Indicator and Resource Data Collection	5
b. Top Community Substance Issues	6
c. School Safety and Health	10
d. Youth Drug Use	13
i. Marijuana	14
ii. Cocaine	17
iii. Heroin.....	18
iv. Methamphetamines, Ecstasy.....	19
v. Inhalants	20
vi. Prescription Drugs	21
e. Youth Alcohol Use	25
f. Youth Tobacco Use	29
g. Youth Mental Health	33



1. Definition of Community



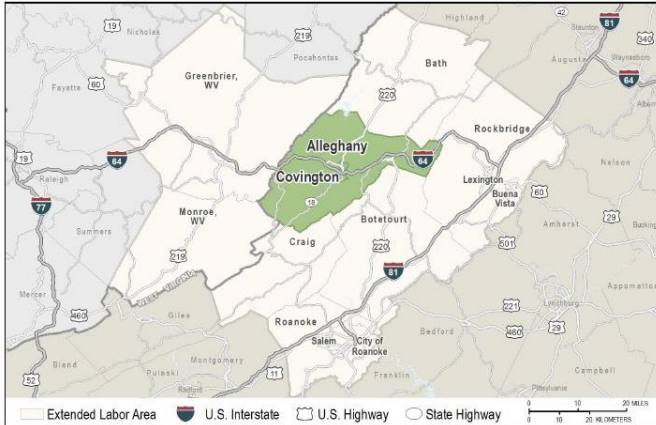
Alleghany County is located in the western portion of Virginia, 60 miles north of Roanoke and 176 miles west of Richmond, the state capital. The county encompasses over 452 square miles and includes the city of Covington and towns of Clifton Forge and Iron Gate. In July 2017 Alleghany County's population was 15,122 a total decrease of 7.0% percent from 2010. The population in Covington was 5,658 in 2015 with a decrease of 5.0% percent from 2010.

The county economy is dominated by WestRock, an American corrugated packaging company which operates a paperboard mill in Covington, the second largest on the east coast and an extrusion and converting facility in Low Moor. Both Alleghany County and Covington City are known for the low cost of its housing markets.

A wide variety of locally owned and national retail chains are available within the community. The downtown Covington and Clifton Forge business districts are particularly active. Several shopping centers are distributed in both the Clifton Forge and Covington areas. The retail mix includes discount stores, restaurants, variety stores and a number of smaller specialty shops. Additionally, the multitude of shopping facilities in nearby Roanoke gives area residents a vast choice of options. Regional malls, shopping centers, outlet stores and numerous other shops are just a one-hour drive from the community.

Dabney S. Lancaster Community College (DSLCC) is located in the town of Clifton Forge, with an enrollment of 1,806 students, and two school districts, Covington City and Alleghany County, that serve approximately 1,021 and 2,238 students respectively.

The George Washington Forest extends over much of the area, and Lake Moomaw provides over 2,500 acres of water surface and 43 miles of shoreline, it is the ideal setting for hunting, fishing, camping, hiking and horseback riding. Public recreation, cultural events, and nationally renowned performances and activities in the visual and performing arts are also a draw for year round tourism.



Public recreation is offered by a joint Clifton Forge-Allegheny County recreation program and by the city of Covington. These efforts provide public park facilities with supervised sports, swimming and games. The local school's athletic fields, playgrounds and auditoriums are made available for both youth and adult recreational activities. Two area country clubs offer 9-hole golf courses.

Musical, dramatic and other cultural events are regularly sponsored by local civic organizations. The Allegheny Highlands Arts and Crafts Center and the Allegheny Highland Arts Council offer nationally renowned performances and events in the visual and performing arts.

Approximately 30 minutes from Allegheny Highlands are the internationally acclaimed Omni Homestead Resort at Hot Springs, Virginia and The Greenbrier at White Sulphur Springs, West Virginia. Both resorts offer luxurious accommodations, excellent cuisine and service, and a number of recreational activities including golf, swimming, tennis and horseback riding.

a. Community Demographics

i. As of 2015, the population of Covington city by race/ethnicity was 84% white, 12.5% African American, 1.5% Hispanic or Latino, >1% Asian, 1% two or more races, >1% Native American, and >1% other. The population of Allegheny County by race was 93% white, 4.7% African American, 1.1% Hispanic or Latino, >1% Asian, 1% two or more races, >1% Native American, and >1% other. Though the community is predominantly Caucasian, the area is becoming more diverse.

ii. As of 2016, the homes in the community (Covington and Allegheny County) have an average of 2.35 persons living in the home. The estimated median income for a household in the county was \$45,538, and the median income for a family was \$45,843. Males had a average income of \$54,641 versus \$50,934 for females. The per capita income for the county was \$25,220. About 18.3% of the population and 14.5% of families were below the poverty line, including 25.8% of those under age 18 and 13.6% of those age 65 or over. As of 2014, an estimated 4.4% of Covington and Allegheny county citizens are unemployed, according to the Department of Social Services (DSS).



2. Community History

- a. The county was created in 1822 from parts of Botetourt County, Bath County, and Monroe County (now in West Virginia). At the time, the majority of the population lived around Covington, and the primary cash crop then was hemp, which was used for rope production.

When the county was established, the principal export was hemp, used for rope production in Richmond. However, as hemp demand and prices declined, the farmers of Alleghany switched to grain, hay and livestock production.

During the American Civil War, the iron for the CSS Virginia (Merrimac) came from Longdale Furnace in the county. Regiments from Alleghany County were at the surrender at Appomattox.

3. Needs Assessment

a. Indicator and Resource Data Collection

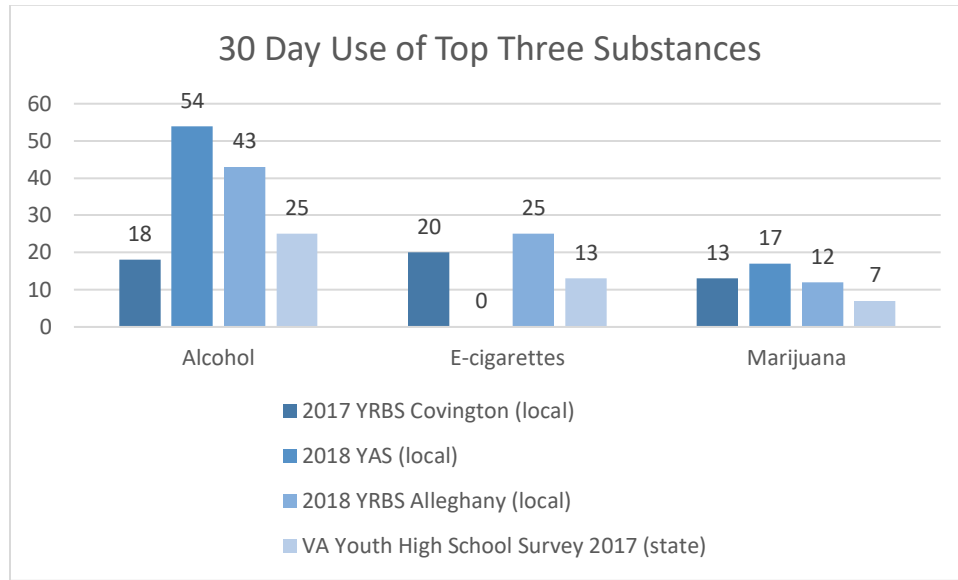
A variety of data sources were accessed in the analysis of our community needs and were required to gather adequate information on alcohol, marijuana, tobacco and other drugs.

Sources of data include:

- 2017 Youth Risk Behavior Survey—Covington High School & Middle School (Local)
- 2017 Virginia Youth Survey—High School (Regional/State)
- 2016 Youth Risk Behavior Survey – Alleghany County High School & Middle School (Local)
- Data from state/national sources help provide a larger context
- Virginia Social Indicator Data (Local/Regional/State)
- Community Health Ranking (Local/State)
- 2018 Young Adult Survey (Local/State)
- 2018 Youth Risk Behavior Survey – Alleghany High School & Clifton Middle School (local)

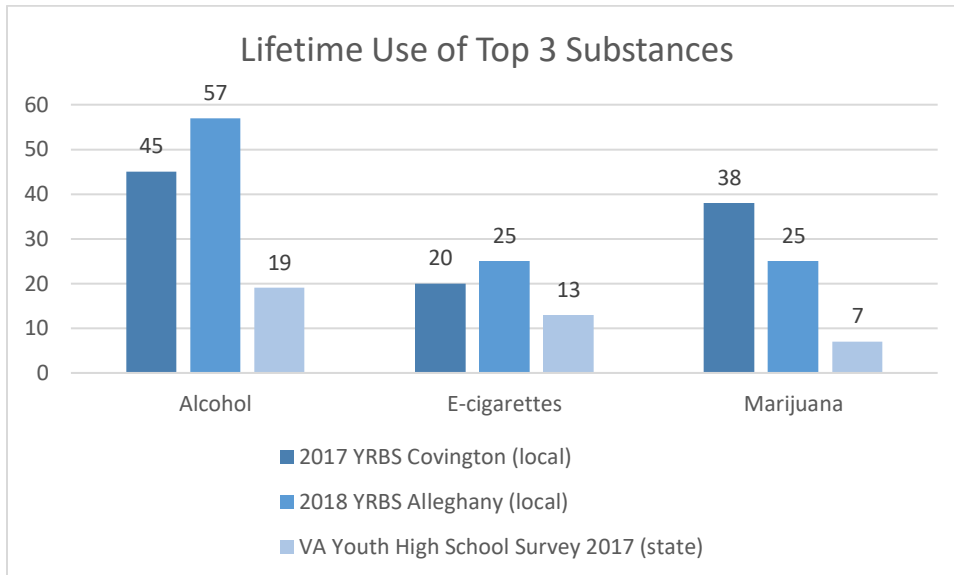
The following data is a collection of current data showing a snapshot of substance issues that are affecting the residents of Alleghany County. In addition, a more in-depth focus of youth substance use and other behavioral issues that may be of concern to our coalition and community is as follows:

b. 30 Day Use of Top Three Substances

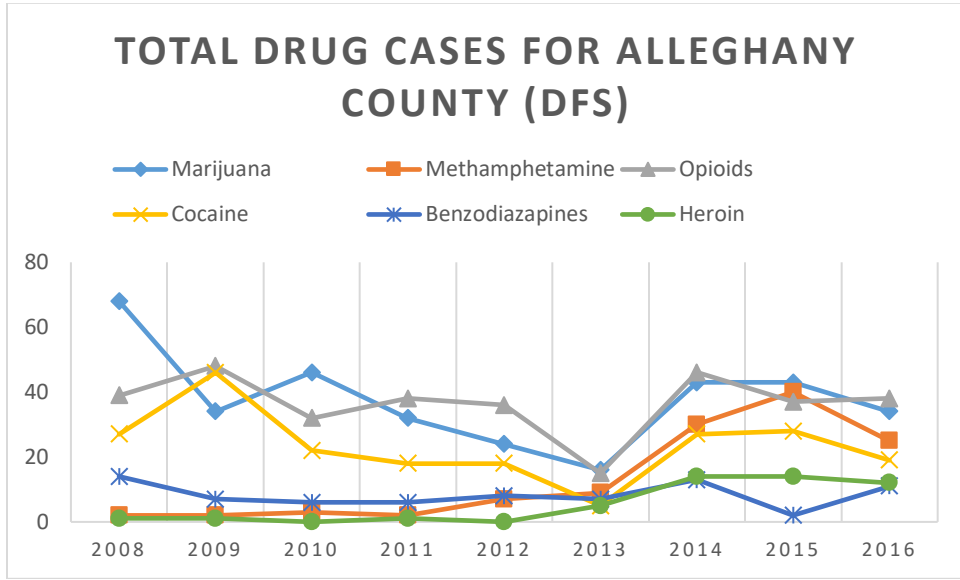


What the numbers and other information tell us:

For alcohol Covington-Alleghany’s percentages are higher than the state average and have risen. For Marijuana use, Covington- Alleghany is higher than the state average and has risen. For Electronic Cigarette Use, Covington-Alleghany’s percentages are higher than the state average and have risen.



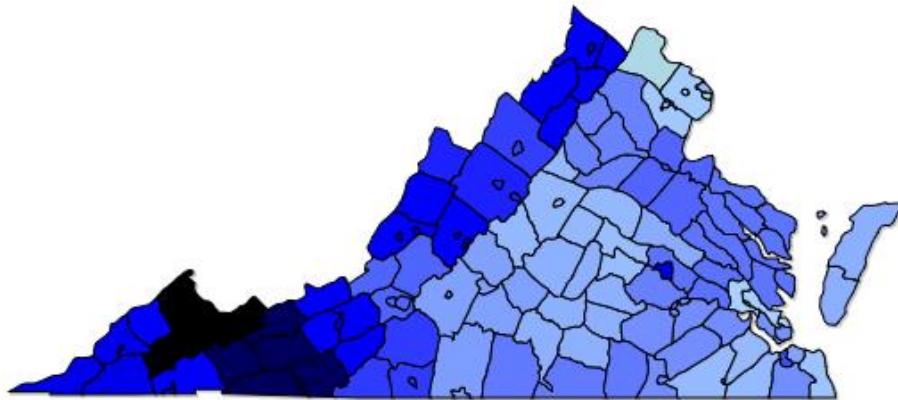
What the numbers and other information tell us: Lifetime percentages of marijuana is higher than the State average and has decreased from 2017 to 2018e. Alcohol is higher than the State and has increased since 2017. E-cigarettes is higher than the state average and has increase since 2017.

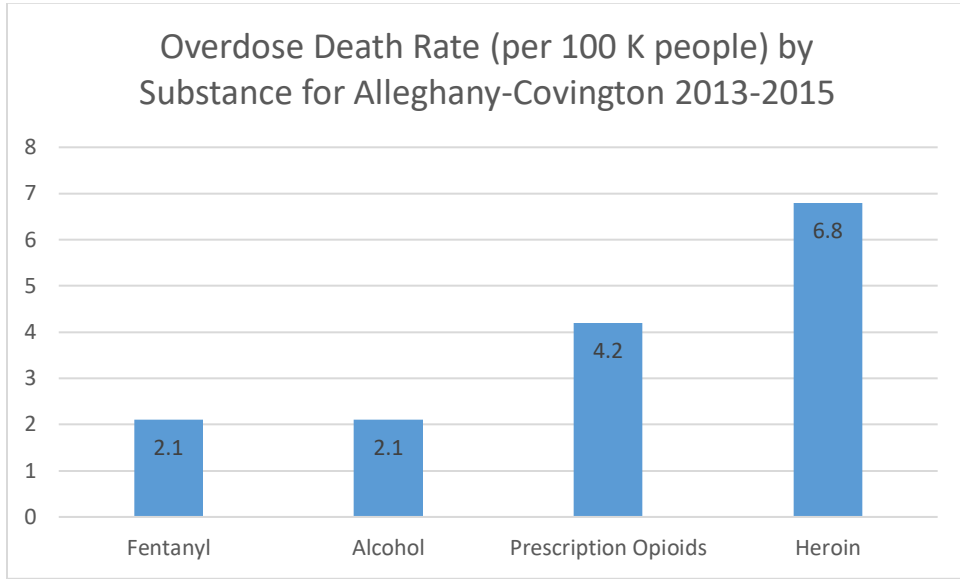


What the numbers and other information tell us:

While the total number of cases for methamphetamines have been steadily increasing, marijuana and opioids are the top substances seized in Alleghany County. (Note: Steep drop-offs in marijuana cases in 2006 and 2015 are due to changes in drug-testing policies rather than a change in the availability of marijuana.) Heroin can also be seen as making a sharp increase from 2012 to 2013.

Map below: total number of all drug cases per 100k people.

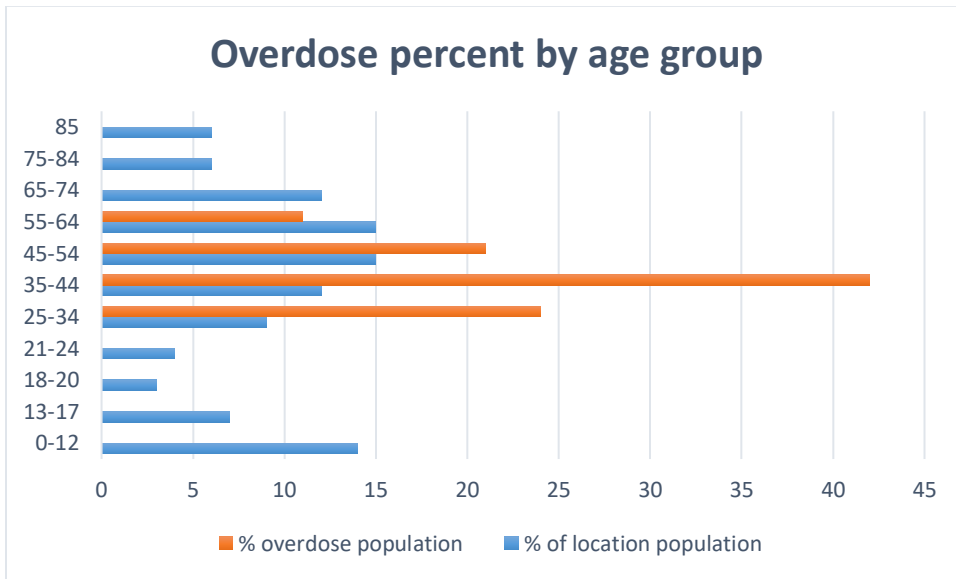




What the numbers and other information tell us:

While there are more no reported drug overdose cases for methamphetamine or cocaine in our area, there are more overdose deaths attributed to heroin (opioids) and prescription opioids than any other substance. (Note: if Allegheny or Covington show no data for a certain substance, then there were no cases during that period.)

Fatal Drug Overdoses by Age for Covington- Alleghany County 2013-2015

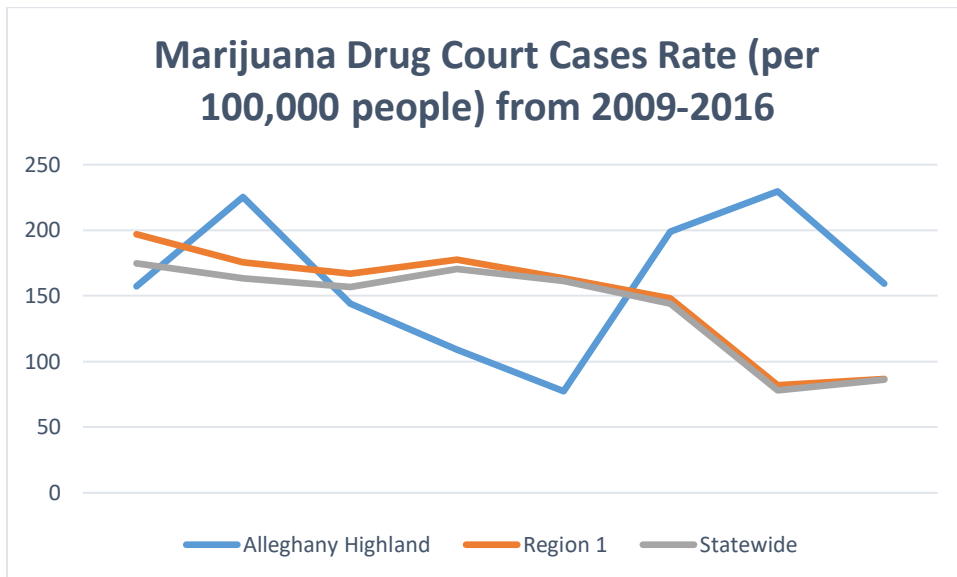
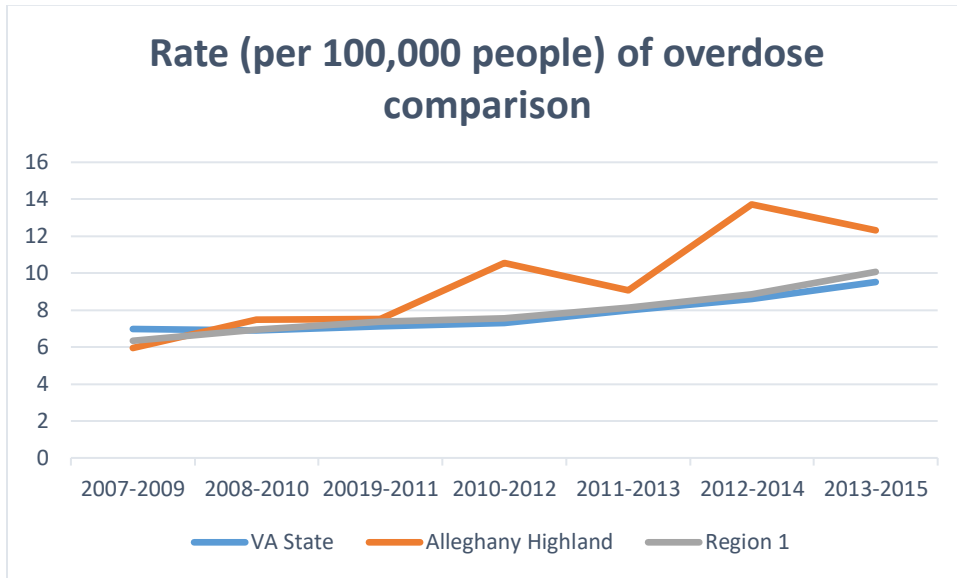


Virginia Medical Examiner Database System (2013-2015) *Accidental and Undetermined Fatal Drug Overdoses* [Data File] Retrieved from <https://vasisdashboard.omni.org/rdPage.aspx?rdReport=Dashboard.OCMEOverdose2&iptDrug=AllSubstances&iptMapType=Locality+Level&iptYear=yr20122014&Locality=Virginia&LocalityCSB=Virginia&LocalityRegion=Virginia>

What the numbers and other information tell us:

The communities with which we are concerned (youth 13-18) are not dying by overdose, but it is possible that the adults and older friends/siblings in their lives could be.

Trend graph below: Overdose comparison (all drugs) – Region 1, Alleghany Highland, State of Virginia



Virginia Department of Forensic Science (VADFS) (2016) *Drug Cases (per 100,000) submitted to the Virginia Department of Forensic Science* [Data File] Retrieved from <https://vasisdashboard.omni.org/rdPage.aspx?rdReport=Dashboard.DFSDrugCases>

What the numbers and other information tell us:

While marijuana use has been steadily decreasing at the region and state levels, marijuana seizures are at a significantly higher rate comparatively in Allegheny County.

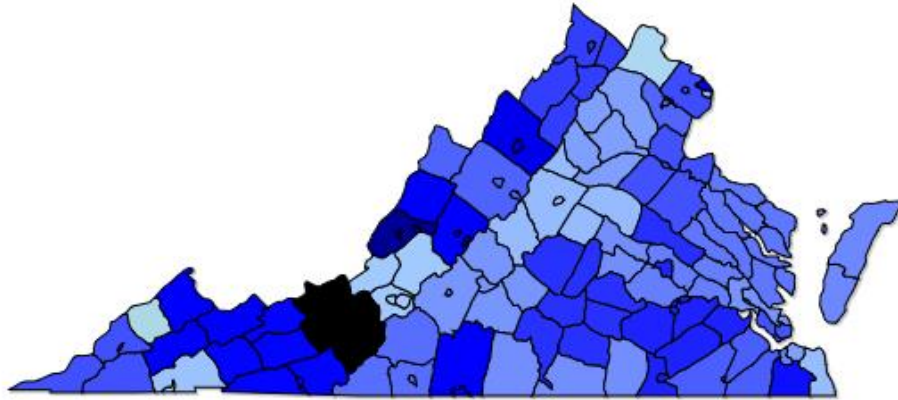
Map below: number of marijuana drug cases per 100k people (Allegheny Highlands 2nd highest).



33.08

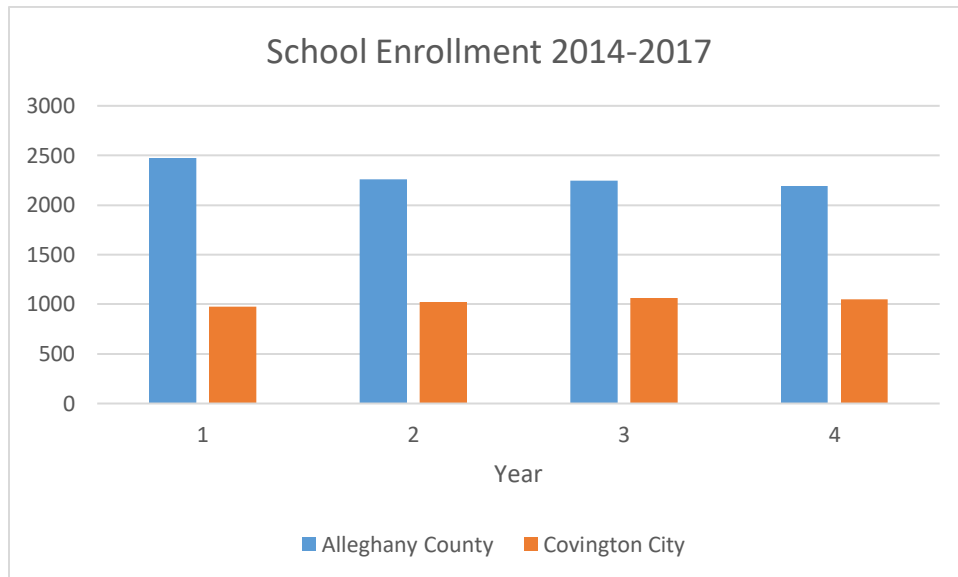
Rate per 100,000 people

190.92



Student Enrollment

Below is the enrollment data from the Virginia Department of Education. Both the County public schools and the City public schools are represented below, including youth ages 5 through 18.



Virginia Department of Education (2016) Allegheny County Public Schools [Data File]
Retrieved from local school data and/or <https://p1pe.doe.virginia.gov/reportcard/report.do?division=3&schoolName=All>

What the numbers and other information tell us:

The student enrollment for Allegheny County Public Schools is decreasing by 100-125 students annually, while Covington City Public Schools enrollment is rising by approximately 20 students per year.

School Division - School Safety

Virginia's accreditation standards require school report cards to include information about school safety. The Offense Categories that are listed are the same as the offense categories defined in



the Safe Schools Information Resource (SSIR) available on the VDOE Web site.

Allegheny High School

Offense Category	2015-2016	2016-2017	2017-2018
Weapons Offense	<	<	<
Offense Against Student	<	10	14
Offense Against Staff	<	0	0
Other Offenses Against Persons	<	18	12
Alcohol, Tobacco, Other Drug Offenses	13	18	17
Property Offenses	<	<	<
Disorderly Disruptive or Behavior Offenses	71	52	34
Other Offenses Against Persons	0	<	<

Key: < = A group below state definition for personally identifiable results

Virginia Department of Education (2016) Allegheny County Public Schools [Data File]
Retrieved from local school data and/or <https://p1pe.doe.virginia.gov/reportcard/report.do?division=3&schoolName=All>

What the numbers and other information tell us:

While disorderly or disruptive behavior has decreased, it is significant to note that offenses against a student have increased.

Covington High School

Offense Category	2015-2016	2016-2017	2017-2018
Weapons Offense	0	<	0
Offense Against Student	<	<	12
Offense Against Staff	<	<	0
Other Offenses Against Persons	<	<	<
Alcohol, Tobacco, Other Drug Offenses	0	<	<
Property Offenses	0	0	0
Disorderly Disruptive or Behavior Offenses	10	16	27
Other Offenses Against Persons	0	<	0

Key: < = A group below state definition for personally identifiable results

Virginia Department of Education (2016) Allegheny County Public Schools [Data File]
Retrieved from local school data and/or <https://p1pe.doe.virginia.gov/reportcard/report.do?division=3&schoolName=All>

What the numbers and other information tell us:

The greater total number of offenses between the Covington and Allegheny County School Divisions could be attributed to the larger number of student enrollment in Allegheny County. The number of Disorderly or Disruptive Behavior offenses is generally remaining the same, but what is interesting to note is that when there was a decrease in ATOD offenses, there was also a slight decrease in the number of Offenses Against Persons and Offenses Against Students.

Community Health Ranking:

Below is data compiled by the state for each county and city in Virginia. For comparison purposes, the state averages are included alongside Covington city and Allegheny County. This list is not the comprehensive study, but highlights factors that are applicable to our purpose.



Health Outcomes and Ranking 2018

Category	Allegheny County	Covington City	Virginia
Adult Smoking	15%	18%	15%
Excessive Drinking	15%	16%	17%
Alcohol Impaired Driving Deaths	21%	0%	31%
High School graduation rates	82% *		86%
Children in Single Parent Households	30%	40%	30%
Violent Crimes Reported	123	171	194

* Note: Blank values reflect unreliable or missing data

Robert Wood Johnson Foundation and University of Wisconsin Public Health Institute (2016) County Health Rankings [Date File]
Retrieved from <http://www.countyhealthrankings.org/app/virginia/2018/overview>

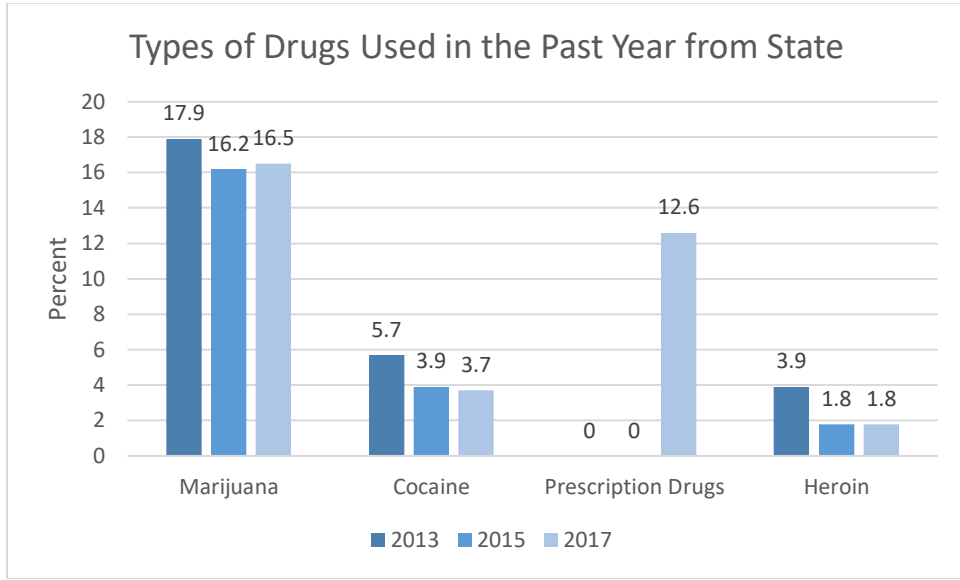
What the numbers and other information tell us:

A possible explanation of the high rate of alcohol-impaired driving deaths in Allegheny County could be attributed to individuals driving to larger neighboring cities to drink, and then driving back home in the county. There are no such transportation services for those individuals. Covington City has a higher percentage of violent crimes, which could be attributed to the higher rate of gang activity or number of single-parent households in Covington, as opposed to neighboring towns or cities.

Youth Risk Behavior Survey (YRBS)

Below are more specific findings from the biannual Youth Risk Behavior Survey(s) administered by departments and professors at Radford University and Virginia Tech to approximately half of all 8th, 10th, and 12th grade students in Allegheny County School division, and 7th, 9th, and 11th grade students in the Covington City School division.

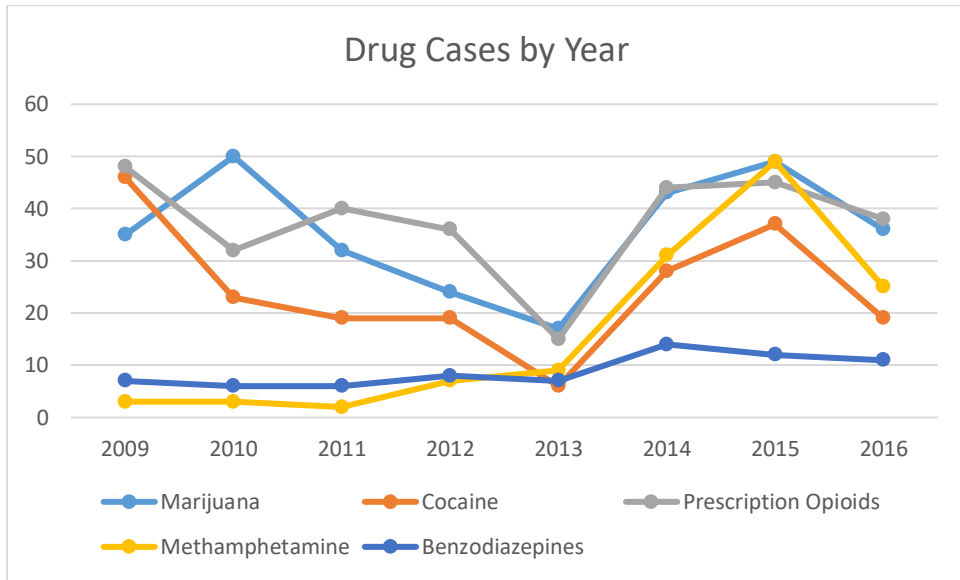
The purpose of this assessment is to gather accurate, reliable information regarding the health behaviors and needs of middle school and high school students in Allegheny County and Covington City schools - specifically the assessment record of the frequency and prevalence of alcohol, tobacco, and other drug usage activities. Exercise, dietary behaviors, violence-related activities, sexual behaviors, and a variety of other health and safety related activities are also measured in this assessment. All data is from 2017-18 unless otherwise indicated.

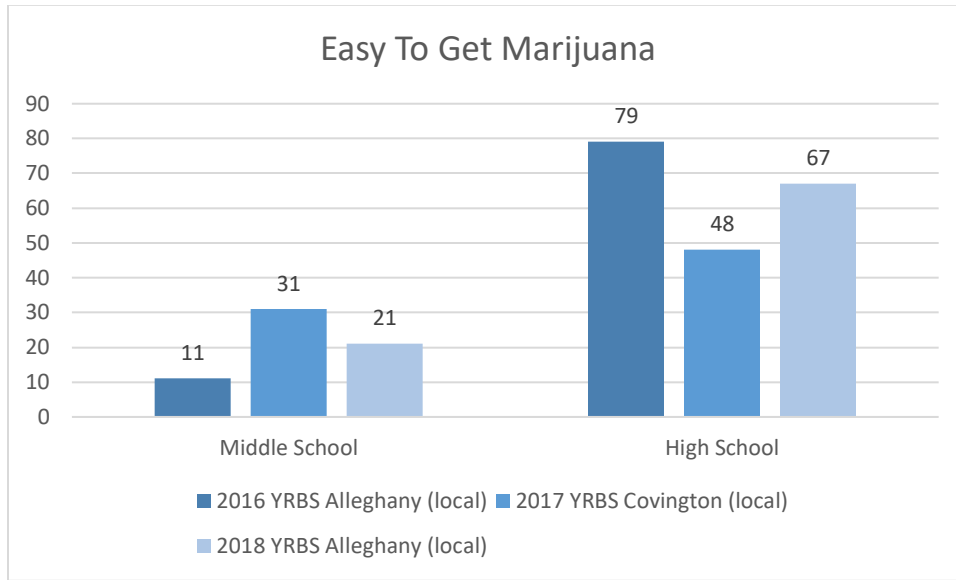


Retrieved from <https://nccd.cdc.gov/youthonline/app/Results.aspx?LID=VA>

What the numbers and other information tell us:

Marijuana remained the most used drug and its usage has increased significantly. Cocaine and Heroin decreased in usage. Important to note that there was no data available for Prescription Drug Usage for 2013 and 2015. *Map below: drug seizure comparison, prior years.*

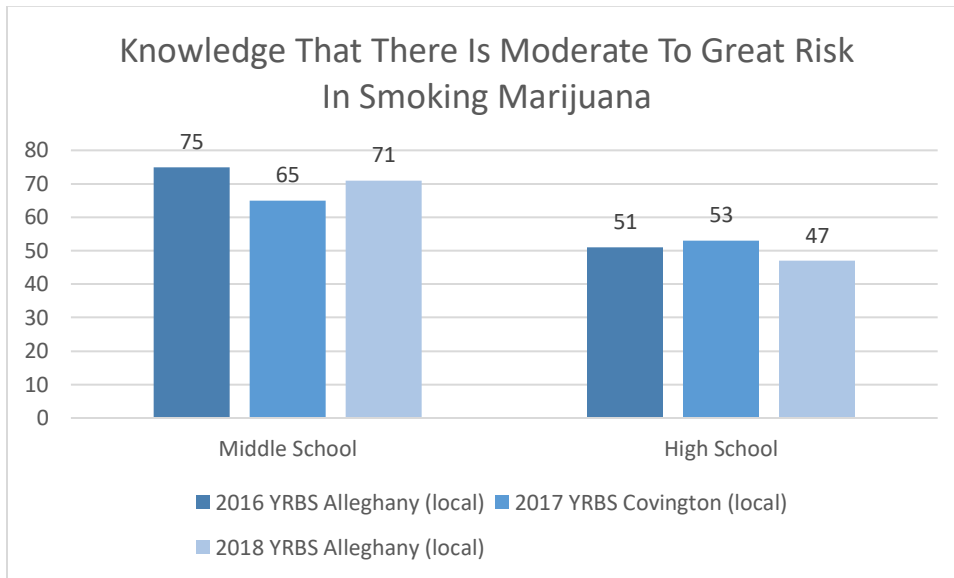




Allegheny County Public Schools 2016 Youth Risk Behavior Survey Kerry J. Redican, MPH, Ph.D. David S. Sallee, Ph.D. [Data File] Retrieved hardcopy from AHCSB and from <https://nccd.cdc.gov/youthonline/app/Results.aspx?LID=VA> and Covington City Public Schools 2017 Youth Risk Behavior Survey David S. Sallee, Ph.D. Kerry I Reducan, MPH, Ph.D. [Data File] Retrieved Hardcopy from AHCSB and Allegheny County Public Schools 2018 Youth Risk Behavior Survey Kerry J Redican, MPH, Ph.D. David S. Salle PhD. [Data File] Retrieved hardcopy from AHCSB.

What the numbers and other information tell us:

There has been a sharp increase in the number of high school students reporting that it is very easy or fairly easy to get marijuana at the high school level. At the middle school level the percentage has decreased.



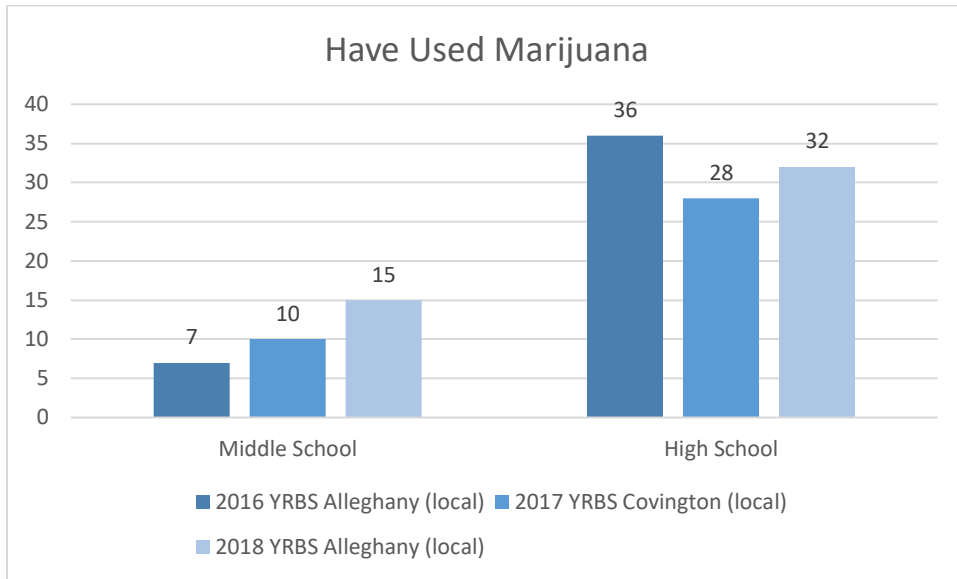
Allegheny County Public Schools 2016 Youth Risk Behavior Survey Kerry J. Redican, MPH, Ph.D. David S. Sallee, Ph.D. [Data File] Retrieved hardcopy from AHCSB and from <https://nccd.cdc.gov/youthonline/app/Results.aspx?LID=VA> and Covington City Public Schools 2017 Youth Risk Behavior Survey David S. Sallee, Ph.D. Kerry I Reducan, MPH, Ph.D. [Data File] Retrieved Hardcopy from AHCSB and Allegheny County Public Schools 2018 Youth Risk Behavior Survey Kerry J Redican, MPH, Ph.D. David S. Salle PhD. [Data File] Retrieved hardcopy from AHCSB.

What the numbers and other information tell us:

There was a noted drop at the high school level in the percentage of students who view marijuana as harmful or very harmful. (This may be a result of publicity/social media reporting 30 states have now legalized medical marijuana, and 9 of those states are allowing recreational marijuana use, thus implying a greater culture of social acceptance in



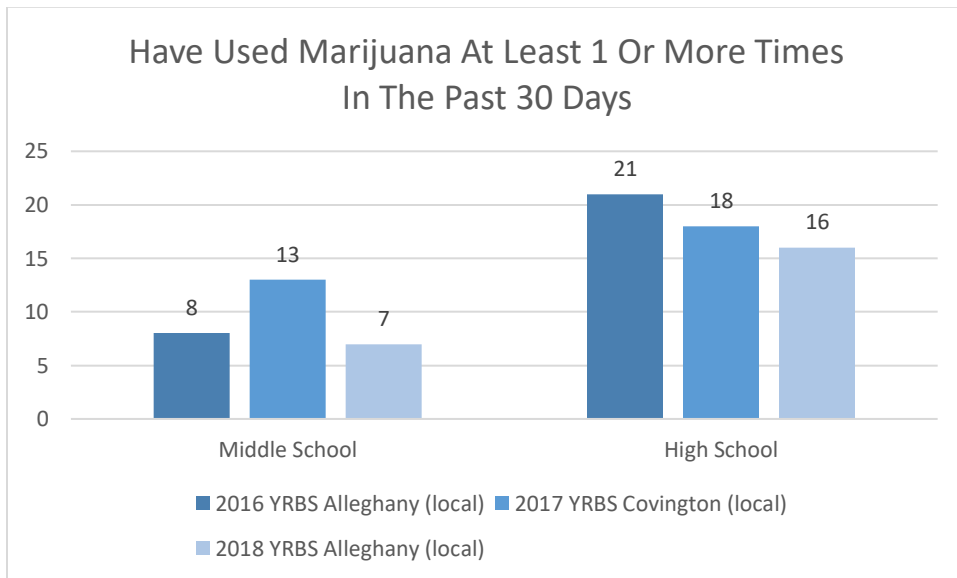
the country.) Conversely, middle school students showed a slight uptick in knowledge that using marijuana is very harmful to their health.



Allegheny County Public Schools 2016 Youth Risk Behavior Survey Kerry J. Redican, MPH, Ph.D. David S. Sallee, Ph.D. [Data File] Retrieved hardcopy from AHCSB and from <https://nccd.cdc.gov/youthonline/app/Results.aspx?LID=VA> and Covington City Public Schools 2017 Youth Risk Behavior Survey David S. Sallee, Ph.D. Kerry I Reducan, MPH, Ph.D.[Data File] Retrieved Hardcopy from AHCSB and Allegheny County Public Schools 2018 Youth Risk Behavior Survey Kerry J Redican, MPH, Ph.D. David S. Salle PhD. [Data File] Retrieved hardcopy from AHCSB.

What the numbers and other information tell us:

The trend of experimenting with marijuana has increased at the middle school level and in higher grades.



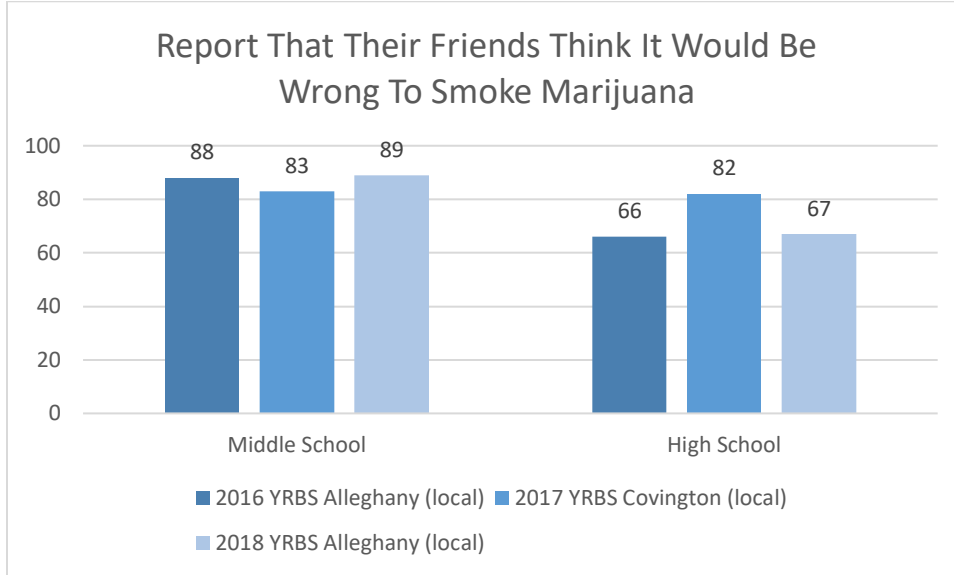
Allegheny County Public Schools 2016 Youth Risk Behavior Survey Kerry J. Redican, MPH, Ph.D. David S. Sallee, Ph.D. [Data File] Retrieved hardcopy from AHCSB and from <https://nccd.cdc.gov/youthonline/app/Results.aspx?LID=VA> and Covington City Public Schools 2017 Youth Risk Behavior Survey David S. Sallee, Ph.D. Kerry I Reducan, MPH, Ph.D.[Data File] Retrieved Hardcopy



from AHCSB and Allegheny County Public Schools 2018 Youth Risk Behavior Survey Kerry J Redican, MPH, PhD. David S. Salle PhD. [Data File] Retrieved hardcopy from AHCSB.

What the numbers and other information tell us:

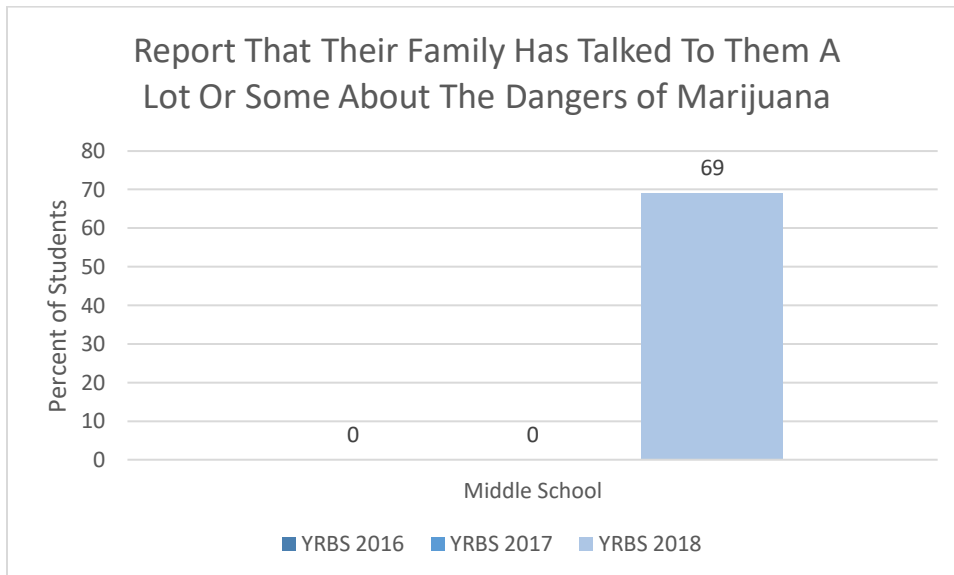
There has been a drop in marijuana use in high school and middle school grades.



Allegheny County Public Schools 2016 Youth Risk Behavior Survey Kerry J. Redican, MPH, Ph.D. David S. Sallee, Ph.D. [Data File] Retrieved hardcopy from AHCSB and from <https://nccd.cdc.gov/youthonline/app/Results.aspx?LID=VA> and Covington City Public Schools 2017 Youth Risk Behavior Survey David S. Sallee, Ph.D. Kerry I Reducan, MPH, Ph.D.[Data File] Retrieved Hardcopy from AHCSB and Allegheny County Public Schools 2018 Youth Risk Behavior Survey Kerry J Redican, MPH, PhD. David S. Salle PhD. [Data File] Retrieved hardcopy from AHCSB.

What the numbers and other information tell us:

These levels indicate that peer pressure may be a significant factor for youth to experiment with or to use marijuana. However, there is an increase in youth thinking it is wrong to smoke marijuana in the middle school grades and a decrease in the high school grades.



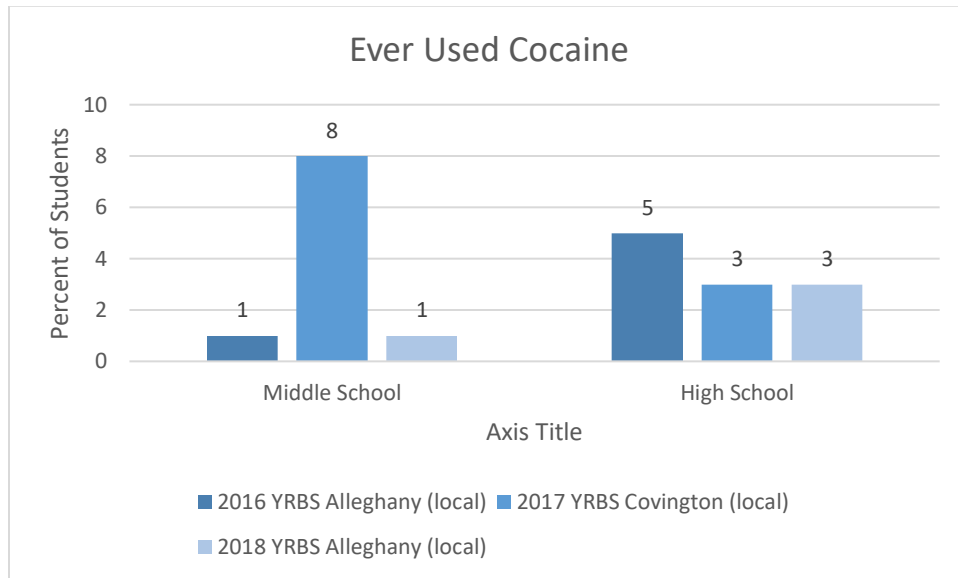
Allegheny County Public Schools 2016 Youth Risk Behavior Survey Kerry J. Redican, MPH, Ph.D. David S. Sallee, Ph.D. [Data File] Retrieved hardcopy from AHCSB and from <https://nccd.cdc.gov/youthonline/app/Results.aspx?LID=VA> and Covington City Public Schools 2017 Youth Risk Behavior Survey David S. Sallee, Ph.D. Kerry I Reducan, MPH, Ph.D.[Data File] Retrieved Hardcopy



from AHCSB and Allegheny County Public Schools 2018 Youth Risk Behavior Survey Kerry J Redican, MPH, PhD. David S. Salle PhD. [Data File] Retrieved hardcopy from AHCSB.

What the numbers and other information tell us:

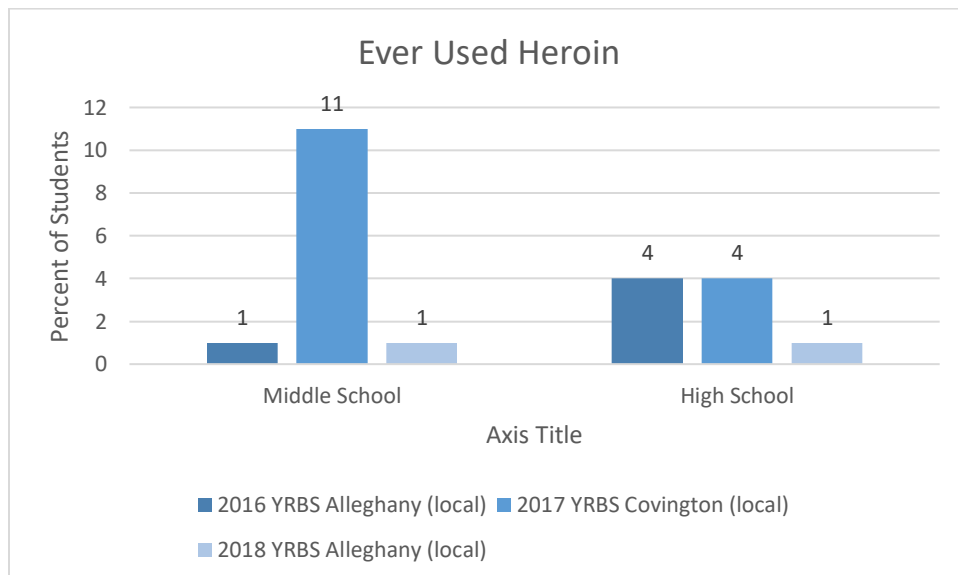
More than half of middle school students report that their family has talked to them about the dangers of Marijuana. Please note that there is no data for 2016 and 2017 because this question is new to the YRBS.



Allegheny County Public Schools 2016 Youth Risk Behavior Survey Kerry J. Redican, MPH, Ph.D. David S. Sallee, Ph.D. [Data File] Retrieved hardcopy from AHCSB and from <https://nccd.cdc.gov/youthonline/app/Results.aspx?LID=VA> and Covington City Public Schools 2017 Youth Risk Behavior Survey David S. Sallee, Ph.D. Kerry I Reducan, MPH, Ph.D. [Data File] Retrieved Hardcopy from AHCSB and Allegheny County Public Schools 2018 Youth Risk Behavior Survey Kerry J Redican, MPH, PhD. David S. Salle PhD. [Data File] Retrieved hardcopy from AHCSB.

What the numbers and other information tell us:

The trend of experimenting with cocaine has decreased at the middle school level and remained the same in higher grades.

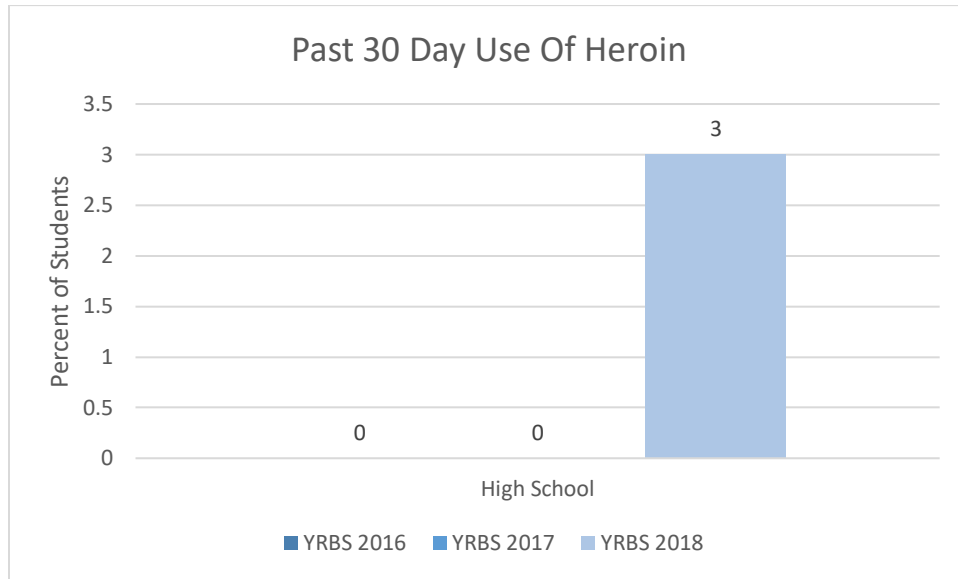




Allegheny County Public Schools 2016 Youth Risk Behavior Survey Kerry J. Redican, MPH, Ph.D. David S. Sallee, Ph.D. [Data File] Retrieved hardcopy from AHCSB and from <https://nccd.cdc.gov/youthonline/app/Results.aspx?LID=VA> and Covington City Public Schools 2017 Youth Risk Behavior Survey David S. Sallee, Ph.D. Kerry I Reducan, MPH, Ph.D.[Data File] Retrieved Hardcopy from AHCSB and Allegheny County Public Schools 2018 Youth Risk Behavior Survey Kerry J Redican, MPH, PhD. David S. Salle PhD. [Data File] Retrieved hardcopy from AHCSB.

What the numbers and other information tell us:

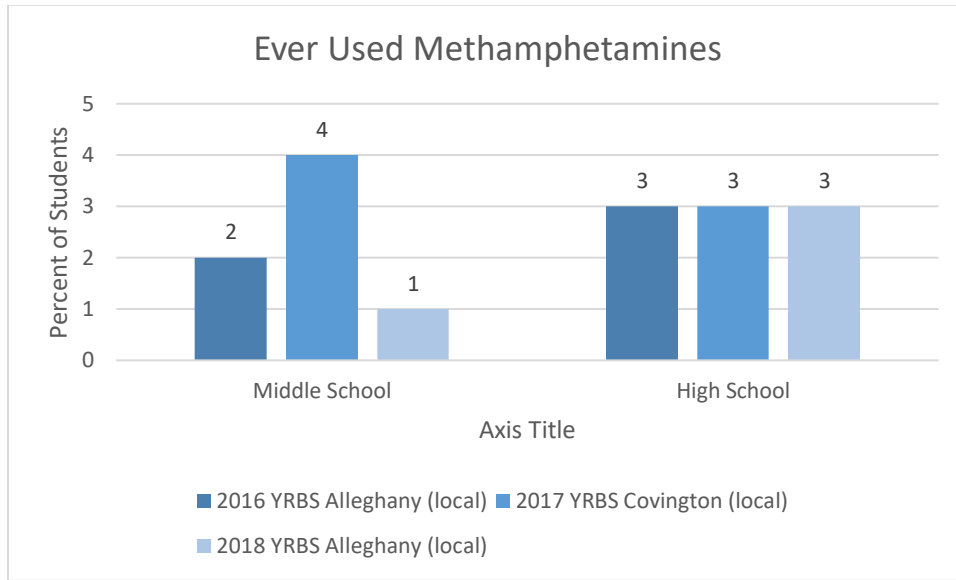
The use of heroin has decreased at the high school level since 2017. The sharp increase in the middle school level could be attributed to the small amount of students that were surveyed during 2017.



Allegheny County Public Schools 2016 Youth Risk Behavior Survey Kerry J. Redican, MPH, Ph.D. David S. Sallee, Ph.D. [Data File] Retrieved hardcopy from AHCSB and from <https://nccd.cdc.gov/youthonline/app/Results.aspx?LID=VA> and Covington City Public Schools 2017 Youth Risk Behavior Survey David S. Sallee, Ph.D. Kerry I Reducan, MPH, Ph.D.[Data File] Retrieved Hardcopy from AHCSB and Allegheny County Public Schools 2018 Youth Risk Behavior Survey Kerry J Redican, MPH, PhD. David S. Salle PhD. [Data File] Retrieved hardcopy from AHCSB.

What the numbers and other information tell us:

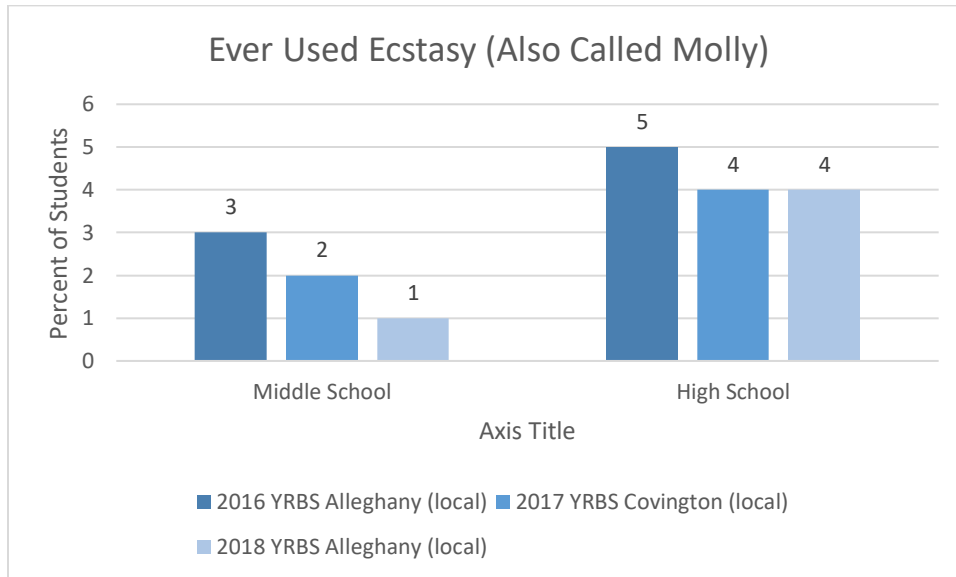
30 day use of Heroin is at a low percentage. Please note that this is a new question on the YRBS and , therefore, there is no data for 2016 and 2017.



Allegheny County Public Schools 2016 Youth Risk Behavior Survey Kerry J. Redican, MPH, Ph.D. David S. Sallee, Ph.D. [Data File] Retrieved hardcopy from AHCSB and from <https://nccd.cdc.gov/youthonline/app/Results.aspx?LID=VA> and Covington City Public Schools 2017 Youth Risk Behavior Survey David S. Sallee, Ph.D. Kerry I Reducan, MPH, Ph.D. [Data File] Retrieved Hardcopy from AHCSB and Allegheny County Public Schools 2018 Youth Risk Behavior Survey Kerry J Redican, MPH, Ph.D. David S. Sallee Ph.D. [Data File] Retrieved hardcopy from AHCSB.

What the numbers and other information tell us:

Meth use among high school students has remained the same over the years while meth use with younger youth has decreased.

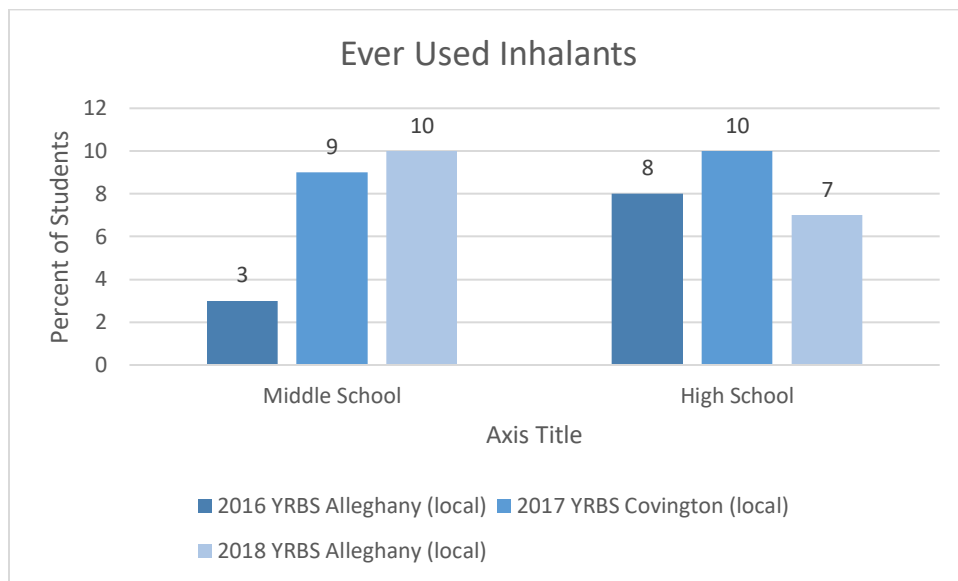


Allegheny County Public Schools 2016 Youth Risk Behavior Survey Kerry J. Redican, MPH, Ph.D. David S. Sallee, Ph.D. [Data File] Retrieved hardcopy from AHCSB and from <https://nccd.cdc.gov/youthonline/app/Results.aspx?LID=VA> and Covington City Public Schools 2017 Youth Risk Behavior Survey David S. Sallee, Ph.D. Kerry I Reducan, MPH, Ph.D. [Data File] Retrieved Hardcopy from AHCSB and Allegheny County Public Schools 2018 Youth Risk Behavior Survey Kerry J Redican, MPH, Ph.D. David S. Sallee Ph.D. [Data File] Retrieved hardcopy from AHCSB.



What the numbers and other information tell us:

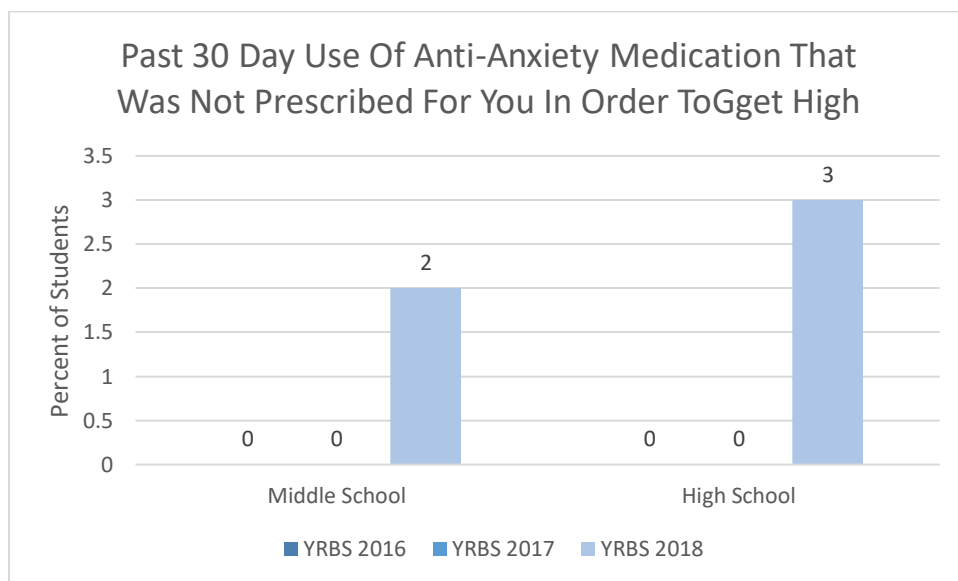
The trend of experimenting with ecstasy has dropped for youth in all grades over the last few years.



Allegheny County Public Schools 2016 Youth Risk Behavior Survey Kerry J. Redican, MPH, Ph.D. David S. Sallee, Ph.D. [Data File] Retrieved hardcopy from AHCSB and from <https://nccd.cdc.gov/youthonline/app/Results.aspx?LID=VA> and Covington City Public Schools 2017 Youth Risk Behavior Survey David S. Sallee, Ph.D. Kerry I Reducan, MPH, Ph.D. [Data File] Retrieved Hardcopy from AHCSB and Allegheny County Public Schools 2018 Youth Risk Behavior Survey Kerry J Redican, MPH, Ph.D. David S. Salle PhD. [Data File] Retrieved hardcopy from AHCSB.

What the numbers and other information tell us:

The use of inhalants among high school students has decreased. In the middle schools, there has been an increase in use.

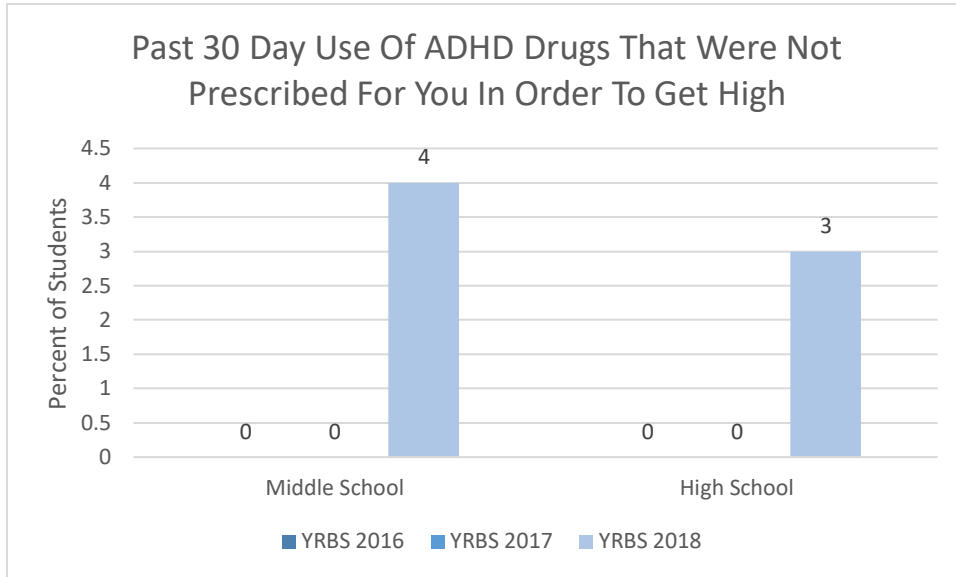


Allegheny County Public Schools 2016 Youth Risk Behavior Survey Kerry J. Redican, MPH, Ph.D. David S. Sallee, Ph.D. [Data File] Retrieved hardcopy from AHCSB and from <https://nccd.cdc.gov/youthonline/app/Results.aspx?LID=VA> and Covington City Public Schools 2017 Youth Risk Behavior Survey David S. Sallee, Ph.D. Kerry I Reducan, MPH, Ph.D. [Data File] Retrieved Hardcopy from AHCSB and Allegheny County Public Schools 2018 Youth Risk Behavior Survey Kerry J Redican, MPH, Ph.D. David S. Salle PhD. [Data File] Retrieved hardcopy from AHCSB.



What the numbers and other information tell us:

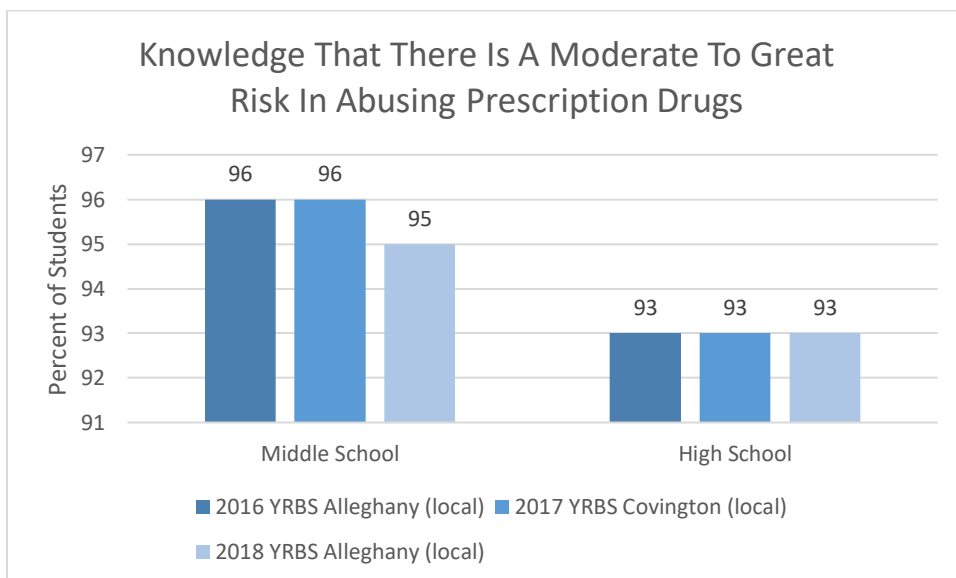
The use of anti-anxiety medication that is used to get high among high school students is higher than at the middle school level. Please note that this is a new question to the YRBS and, therefore, there is no data available for 2016 and 2017.



Allegheny County Public Schools 2016 Youth Risk Behavior Survey Kerry J. Redican, MPH, Ph.D. David S. Sallee, Ph.D. [Data File] Retrieved hardcopy from AHCSB and from <https://nccd.cdc.gov/youthonline/app/Results.aspx?LID=VA> and Covington City Public Schools 2017 Youth Risk Behavior Survey David S. Sallee, Ph.D. Kerry I Reducan, MPH, Ph.D. [Data File] Retrieved Hardcopy from AHCSB and Allegheny County Public Schools 2018 Youth Risk Behavior Survey Kerry J Redican, MPH, Ph.D. David S. Salle PhD. [Data File] Retrieved hardcopy from AHCSB.

What the numbers and other information tell us:

The use of ADHD medication that is used to get high among high school students is lower than at the middle school level. Please note that this is a new question to the YRBS and, therefore, there is no data available for 2016 and 2017.

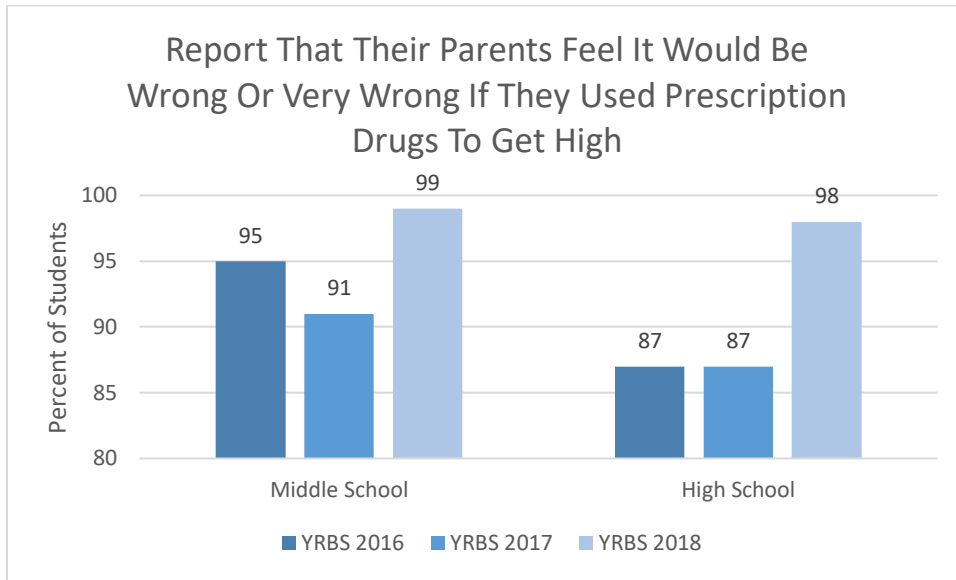




Allegheny County Public Schools 2016 Youth Risk Behavior Survey Kerry J. Redican, MPH, Ph.D. David S. Sallee, Ph.D. [Data File] Retrieved hardcopy from AHCSB and from <https://nccd.cdc.gov/youthonline/app/Results.aspx?LID=VA> and Covington City Public Schools 2017 Youth Risk Behavior Survey David S. Sallee, Ph.D. Kerry I Reducan, MPH, Ph.D. [Data File] Retrieved Hardcopy from AHCSB and Allegheny County Public Schools 2018 Youth Risk Behavior Survey Kerry J Redican, MPH, Ph.D. David S. Salle PhD. [Data File] Retrieved hardcopy from AHCSB.

What the numbers and other information tell us:

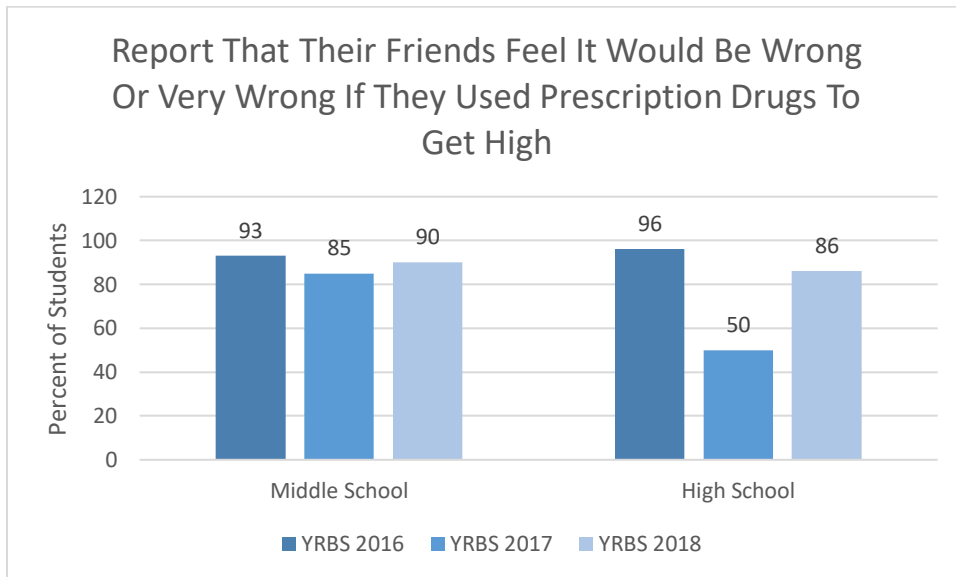
There was a small decrease in the knowledge that there is risk in abusing prescription drugs at the middle school level. At the high school level, it has remained the same.



Allegheny County Public Schools 2016 Youth Risk Behavior Survey Kerry J. Redican, MPH, Ph.D. David S. Sallee, Ph.D. [Data File] Retrieved hardcopy from AHCSB and from <https://nccd.cdc.gov/youthonline/app/Results.aspx?LID=VA> and Covington City Public Schools 2017 Youth Risk Behavior Survey David S. Sallee, Ph.D. Kerry I Reducan, MPH, Ph.D. [Data File] Retrieved Hardcopy from AHCSB and Allegheny County Public Schools 2018 Youth Risk Behavior Survey Kerry J Redican, MPH, Ph.D. David S. Salle PhD. [Data File] Retrieved hardcopy from AHCSB.

What the numbers and other information tell us:

There was an increase in the knowledge that there is risk in abusing prescription drugs at all grade levels among parents.





Allegheny County Public Schools 2016 Youth Risk Behavior Survey Kerry J. Redican, MPH, Ph.D. David S. Sallee, Ph.D. [Data File] Retrieved hardcopy from AHCSB and from <https://nccd.cdc.gov/youthonline/app/Results.aspx?LID=VA> and Covington City Public Schools 2017 Youth Risk Behavior Survey David S. Sallee, Ph.D. Kerry I Reducan, MPH, Ph.D. [Data File] Retrieved Hardcopy from AHCSB and Allegheny County Public Schools 2018 Youth Risk Behavior Survey Kerry J Redican, MPH, Ph.D. David S. Salle PhD. [Data File] Retrieved hardcopy from AHCSB.

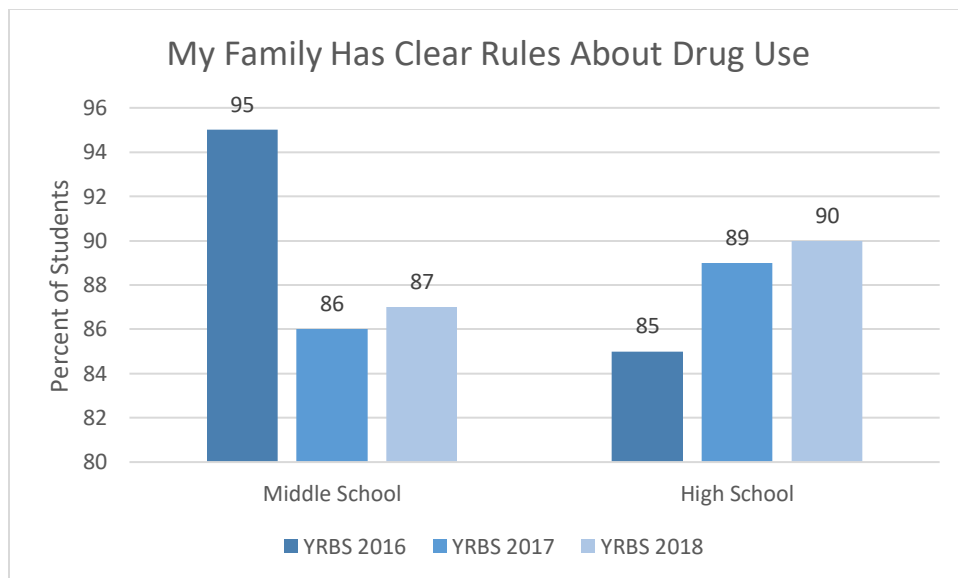
What the numbers and other information tell us:

There was an increase in the knowledge that there is risk in abusing prescription drugs at all grade levels among friends. Peer pressure may not be an issue when it comes to prescription drugs.

Prescription Drug Abuse	
<u>2018 Youth Risk Behavior Survey</u>	<u>2017 Youth Risk Behavior Survey</u>
<i>Local</i>	<i>State</i>
6% report taking prescription drugs one or more times without a prescription during the past 30 days.	7.8% report taking prescription drugs one or more times without a prescription during the past 30 days.

What the numbers and other information tell us:

Our local past year average is lower than the state’s 30-day average, and less than half of the region average. This indicates that prescription drugs are, as of now, less of a problem in Allegheny-Covington than other areas of the state.

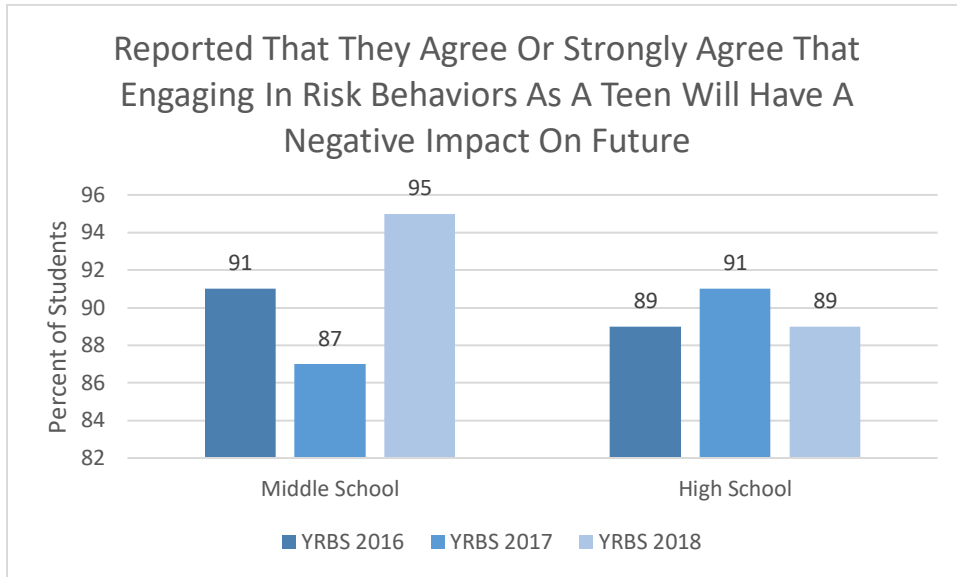


Allegheny County Public Schools 2016 Youth Risk Behavior Survey Kerry J. Redican, MPH, Ph.D. David S. Sallee, Ph.D. [Data File] Retrieved hardcopy from AHCSB and from <https://nccd.cdc.gov/youthonline/app/Results.aspx?LID=VA> and Covington City Public Schools 2017 Youth Risk Behavior Survey David S. Sallee, Ph.D. Kerry I Reducan, MPH, Ph.D. [Data File] Retrieved Hardcopy from AHCSB and Allegheny County Public Schools 2018 Youth Risk Behavior Survey Kerry J Redican, MPH, Ph.D. David S. Salle PhD. [Data File] Retrieved hardcopy from AHCSB.

What the numbers and other information tell us:



There was an increase in parental rules about drug use in both grade levels.

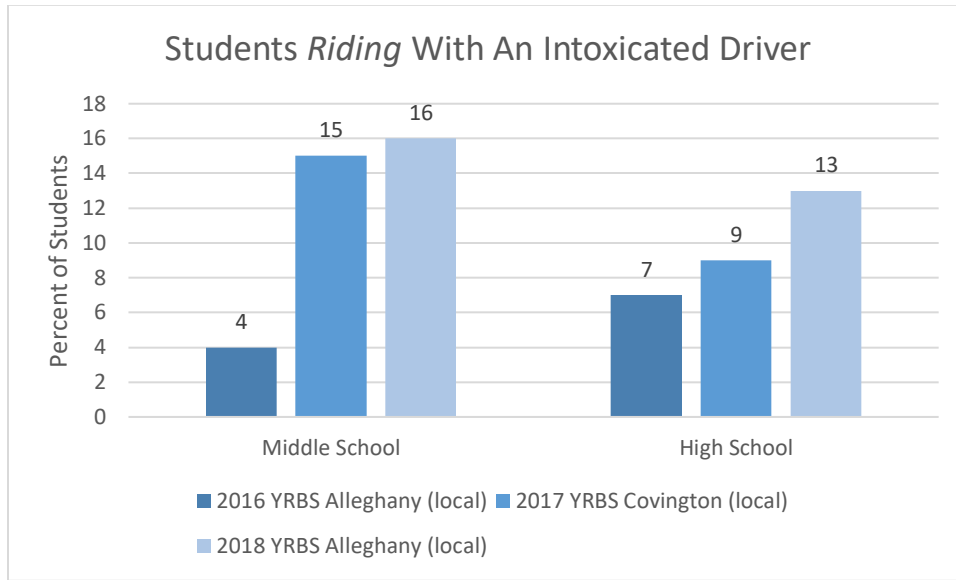


Allegheny County Public Schools 2016 Youth Risk Behavior Survey Kerry J. Redican, MPH, Ph.D. David S. Sallee, Ph.D. [Data File] Retrieved hardcopy from AHCSB and from <https://nccd.cdc.gov/youthonline/app/Results.aspx?LID=VA> and Covington City Public Schools 2017 Youth Risk Behavior Survey David S. Sallee, Ph.D. Kerry I Reducan, MPH, Ph.D. [Data File] Retrieved Hardcopy from AHCSB and Allegheny County Public Schools 2018 Youth Risk Behavior Survey Kerry J Redican, MPH, Ph.D. David S. Salle PhD. [Data File] Retrieved hardcopy from AHCSB.

What the numbers and other information tell us:

There was an increase in perception of risk of drug use among middle school students. At the high school level, there was a decrease in perception of risk of drug use.

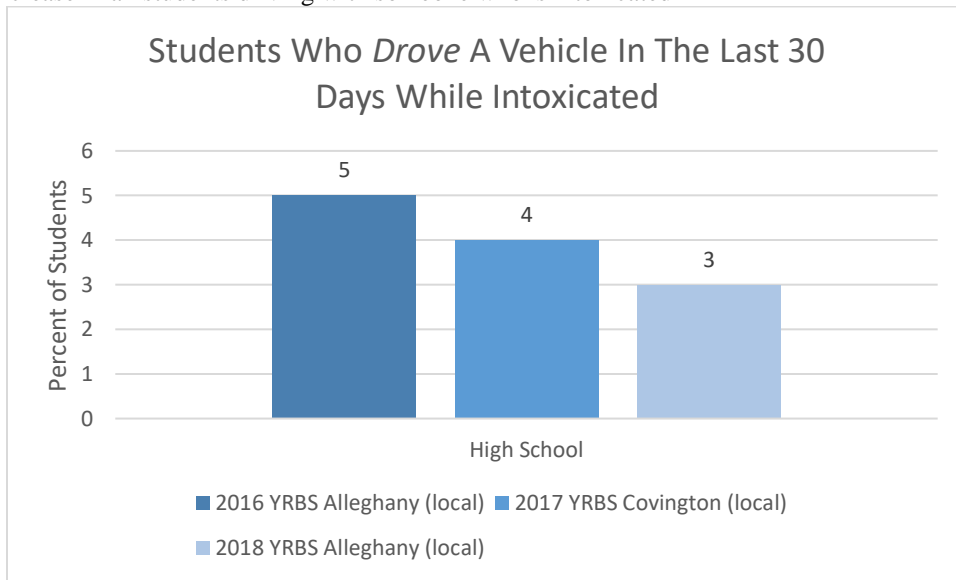
Alcohol:



Allegheny County Public Schools 2016 Youth Risk Behavior Survey Kerry J. Redican, MPH, Ph.D. David S. Sallee, Ph.D. [Data File] Retrieved hardcopy from AHCSB and from <https://nccd.cdc.gov/youthonline/app/Results.aspx?LID=VA> and Covington City Public Schools 2017 Youth Risk Behavior Survey David S. Sallee, Ph.D. Kerry I Reducan, MPH, Ph.D. [Data File] Retrieved Hardcopy from AHCSB and Allegheny County Public Schools 2018 Youth Risk Behavior Survey Kerry J Redican, MPH, Ph.D. David S. Salle PhD. [Data File] Retrieved hardcopy from AHCSB.

What the numbers and other information tell us:

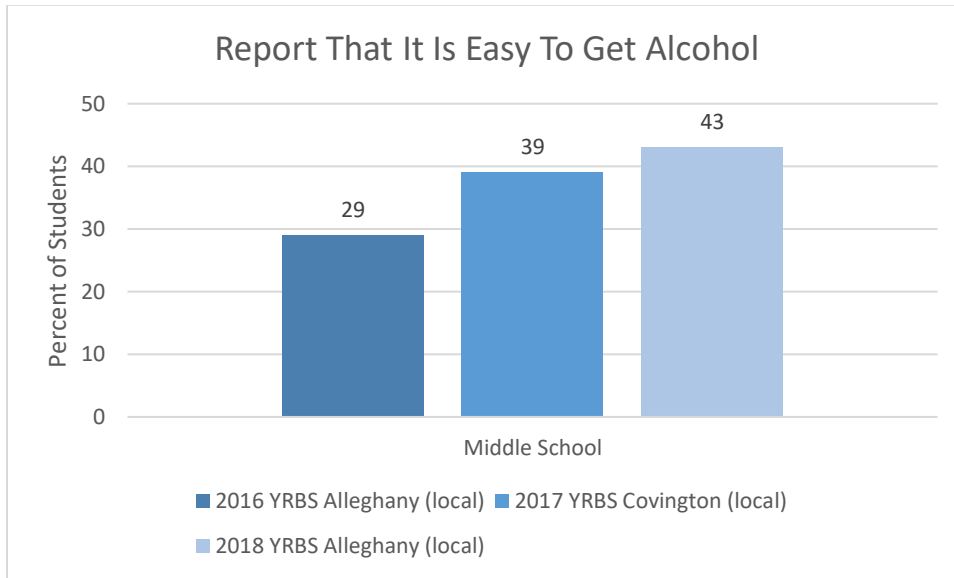
There is an increase in all students driving with someone who is intoxicated



Allegheny County Public Schools 2016 Youth Risk Behavior Survey Kerry J. Redican, MPH, Ph.D. David S. Sallee, Ph.D. [Data File] Retrieved hardcopy from AHCSB and from <https://nccd.cdc.gov/youthonline/app/Results.aspx?LID=VA> and Covington City Public Schools 2017 Youth Risk Behavior Survey David S. Sallee, Ph.D. Kerry I Reducan, MPH, Ph.D. [Data File] Retrieved Hardcopy from AHCSB and Allegheny County Public Schools 2018 Youth Risk Behavior Survey Kerry J Redican, MPH, Ph.D. David S. Salle PhD. [Data File] Retrieved hardcopy from AHCSB.

What the numbers and other information tell us:

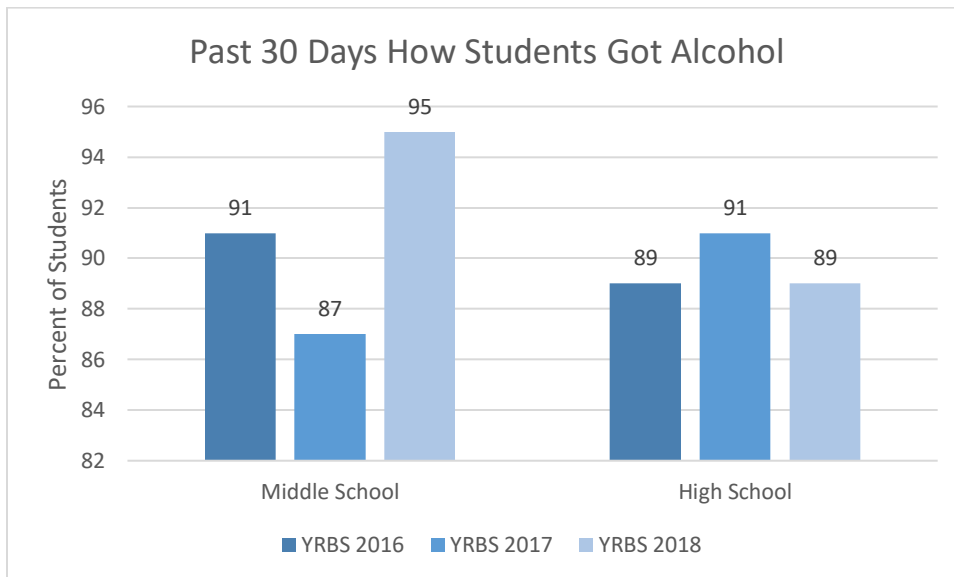
There has been a decrease in the past year of students who drive while intoxicated.



Allegheny County Public Schools 2016 Youth Risk Behavior Survey Kerry J. Redican, MPH, Ph.D. David S. Sallee, Ph.D. [Data File] Retrieved hardcopy from AHCSB and from <https://nccd.cdc.gov/youthonline/app/Results.aspx?LID=VA> and Covington City Public Schools 2017 Youth Risk Behavior Survey David S. Sallee, Ph.D. Kerry I Reducan, MPH, Ph.D. [Data File] Retrieved Hardcopy from AHCSB and Allegheny County Public Schools 2018 Youth Risk Behavior Survey Kerry J Redican, MPH, Ph.D. David S. Salle PhD. [Data File] Retrieved hardcopy from AHCSB.

What the numbers and other information tell us:

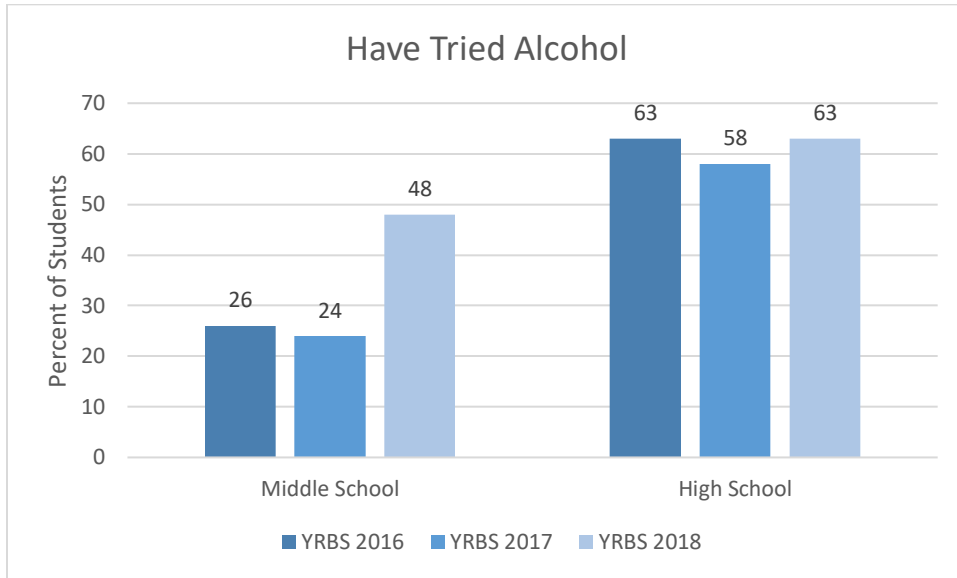
The number of youth reporting that it is very easy or fairly easy to get alcohol increased.



Allegheny County Public Schools 2016 Youth Risk Behavior Survey Kerry J. Redican, MPH, Ph.D. David S. Sallee, Ph.D. [Data File] Retrieved hardcopy from AHCSB and from <https://nccd.cdc.gov/youthonline/app/Results.aspx?LID=VA> and Covington City Public Schools 2017 Youth Risk Behavior Survey David S. Sallee, Ph.D. Kerry I Reducan, MPH, Ph.D. [Data File] Retrieved Hardcopy from AHCSB and Allegheny County Public Schools 2018 Youth Risk Behavior Survey Kerry J Redican, MPH, Ph.D. David S. Salle PhD. [Data File] Retrieved hardcopy from AHCSB.

What the numbers and other information tell us:

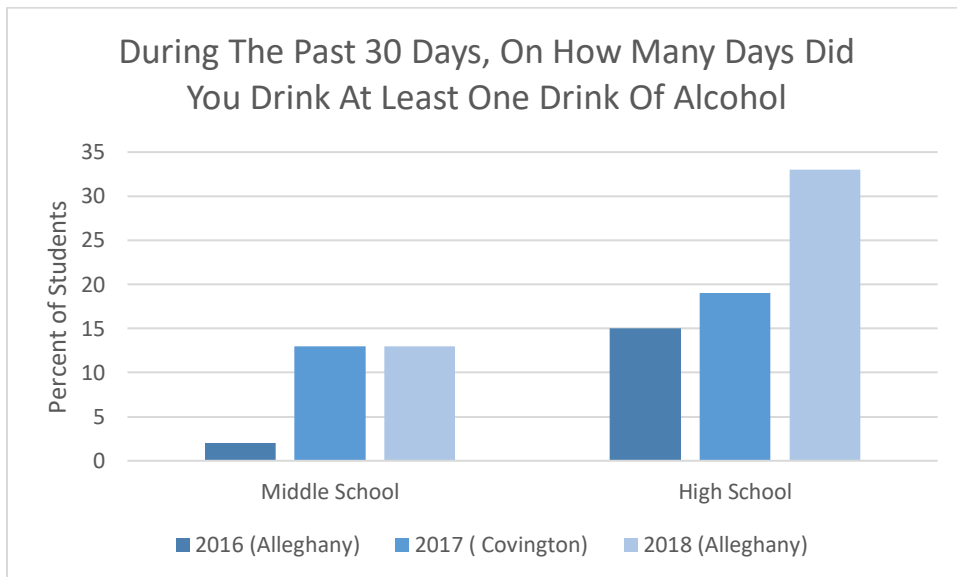
Youth are getting their alcohol by giving someone money to purchase it or a non-family member giving it to them.



Allegheny County Public Schools 2016 Youth Risk Behavior Survey Kerry J. Redican, MPH, Ph.D. David S. Sallee, Ph.D. [Data File] Retrieved hardcopy from AHCSB and from <https://nccd.cdc.gov/youthonline/app/Results.aspx?LID=VA> and Covington City Public Schools 2017 Youth Risk Behavior Survey David S. Sallee, Ph.D. Kerry I Reducan, MPH, Ph.D.[Data File] Retrieved Hardcopy from AHCSB and Allegheny County Public Schools 2018 Youth Risk Behavior Survey Kerry J Redican, MPH, Ph.D. David S. Salle PhD. [Data File] Retrieved hardcopy from AHCSB.

What the numbers and other information tell us:

There was an increase in both the middle and high school levels on the number of students who have tried alcohol.

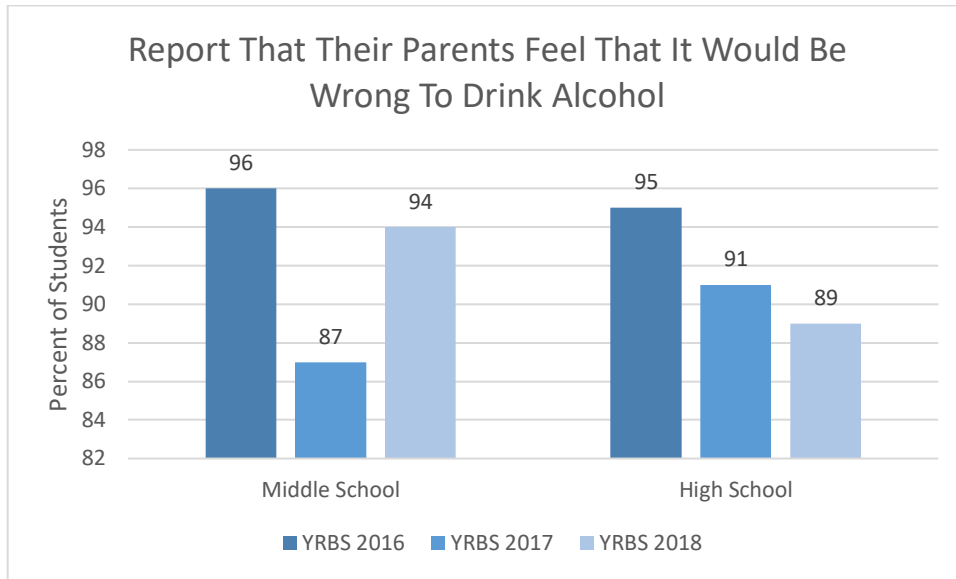


Allegheny County Public Schools 2016 Youth Risk Behavior Survey Kerry J. Redican, MPH, Ph.D. David S. Sallee, Ph.D. [Data File] Retrieved hardcopy from AHCSB and from <https://nccd.cdc.gov/youthonline/app/Results.aspx?LID=VA> and Covington City Public Schools 2017 Youth Risk Behavior Survey David S. Sallee, Ph.D. Kerry I Reducan, MPH, Ph.D.[Data File] Retrieved Hardcopy from AHCSB and Allegheny County Public Schools 2018 Youth Risk Behavior Survey Kerry J Redican, MPH, Ph.D. David S. Salle PhD. [Data File] Retrieved hardcopy from AHCSB.

What the numbers and other information tell us:



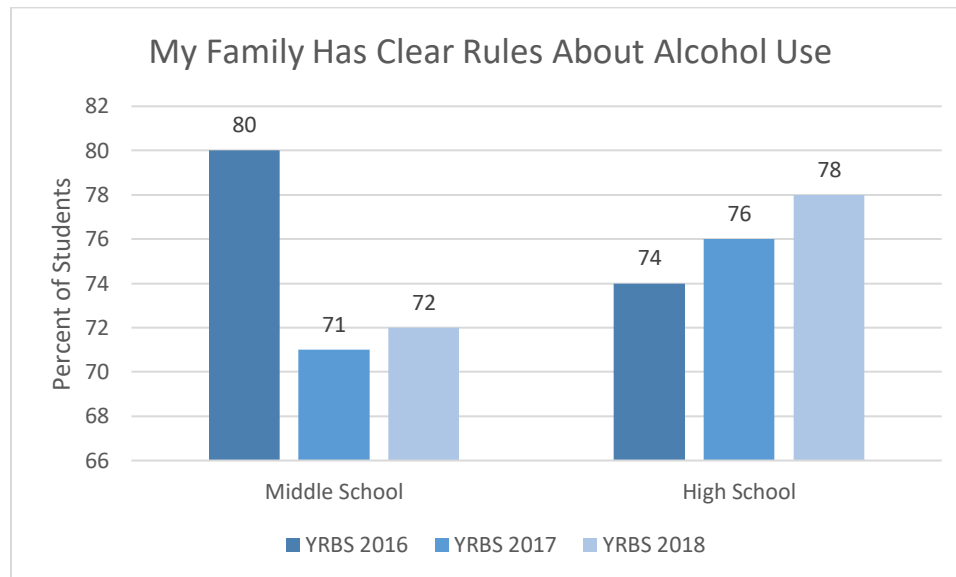
The amount of students at the Middle School level has remained the same while , at the High School level, it has increased.



Allegheny County Public Schools 2016 Youth Risk Behavior Survey Kerry J. Redican, MPH, Ph.D. David S. Sallee, Ph.D. [Data File] Retrieved hardcopy from AHCSB and from <https://nccd.cdc.gov/youthonline/app/Results.aspx?LID=VA> and Covington City Public Schools 2017 Youth Risk Behavior Survey David S. Sallee, Ph.D. Kerry I Reducan, MPH, Ph.D.[Data File] Retrieved Hardcopy from AHCSB and Allegheny County Public Schools 2018 Youth Risk Behavior Survey Kerry J Redican, MPH, Ph.D. David S. Salle Ph.D. [Data File] Retrieved hardcopy from AHCSB.

What the numbers and other information tell us:

Middle school parents show an increase in awareness while High School parents how a decrease it awareness. Please note that these percentages are still extremely high.



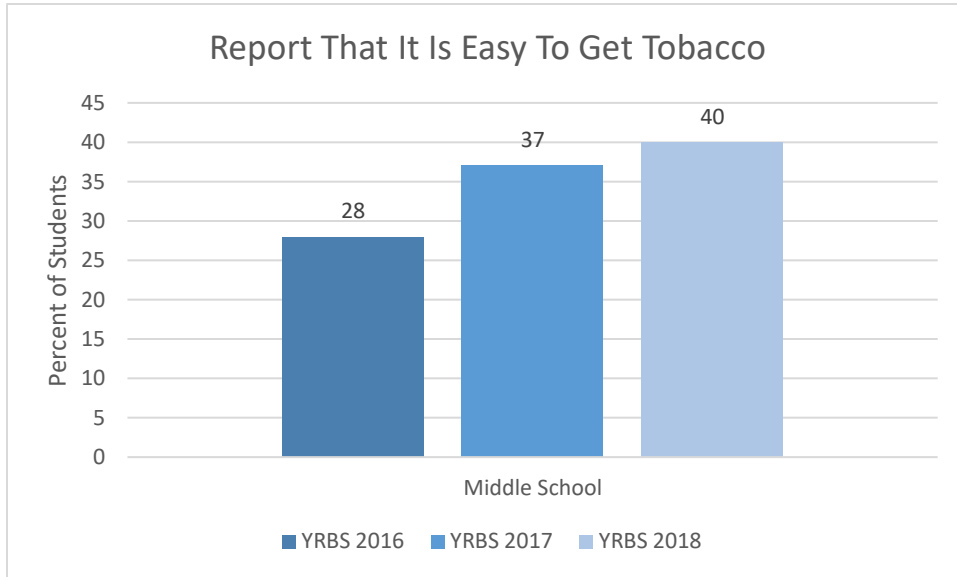
Allegheny County Public Schools 2016 Youth Risk Behavior Survey Kerry J. Redican, MPH, Ph.D. David S. Sallee, Ph.D. [Data File] Retrieved hardcopy from AHCSB and from <https://nccd.cdc.gov/youthonline/app/Results.aspx?LID=VA> and Covington City Public Schools 2017 Youth Risk Behavior Survey David S. Sallee, Ph.D. Kerry I Reducan, MPH, Ph.D.[Data File] Retrieved Hardcopy from AHCSB and Allegheny County Public Schools 2018 Youth Risk Behavior Survey Kerry J Redican, MPH, Ph.D. David S. Salle Ph.D. [Data File] Retrieved hardcopy from AHCSB.

What the numbers and other information tell us: Families have an increase in awareness about the dangers of



drinking.

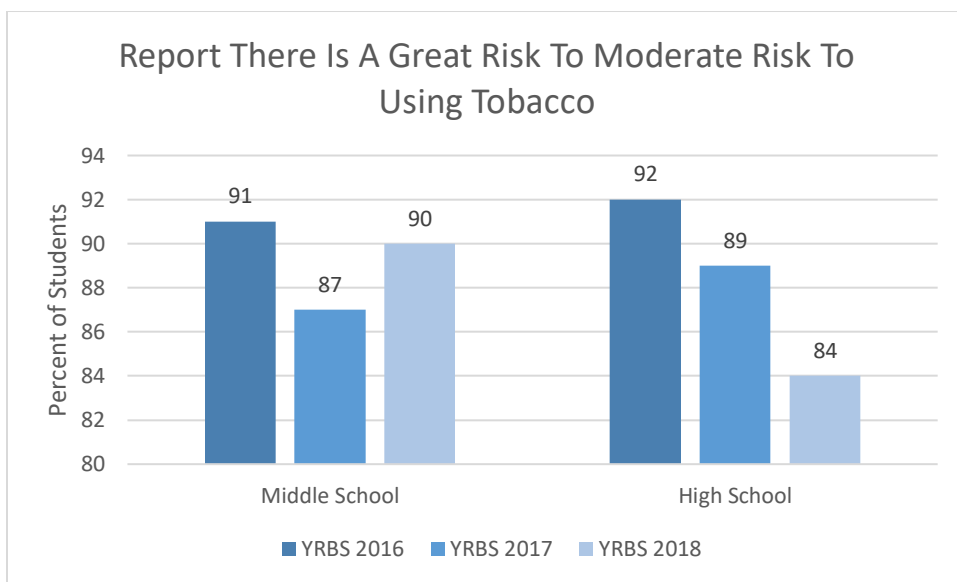
Tobacco:



Allegheny County Public Schools 2016 Youth Risk Behavior Survey Kerry J. Redican, MPH, Ph.D. David S. Sallee, Ph.D. [Data File] Retrieved hardcopy from AHCSB and from <https://nccd.cdc.gov/youthonline/app/Results.aspx?LID=VA> and Covington City Public Schools 2017 Youth Risk Behavior Survey David S. Sallee, Ph.D. Kerry I Reducan, MPH, Ph.D. [Data File] Retrieved Hardcopy from AHCSB and Allegheny County Public Schools 2018 Youth Risk Behavior Survey Kerry J Redican, MPH, Ph.D. David S. Salle PhD. [Data File] Retrieved hardcopy from AHCSB.

What the numbers and other information tell us:

There has been an increase in the ability to obtain tobacco at the middle school level.



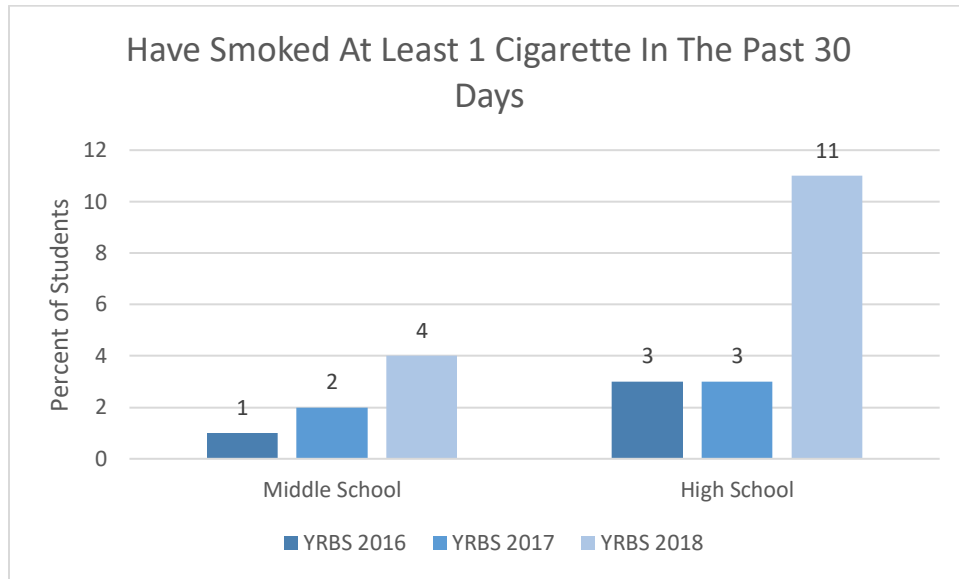
Allegheny County Public Schools 2016 Youth Risk Behavior Survey Kerry J. Redican, MPH, Ph.D. David S. Sallee, Ph.D.



[Data File] Retrieved hardcopy from AHCSB and from <https://nccd.cdc.gov/youthonline/app/Results.aspx?LID=VA> and Covington City Public Schools 2017 Youth Risk Behavior Survey David S. Sallee, Ph.D. Kerry I Reducan, MPH, Ph.D.[Data File] Retrieved Hardcopy from AHCSB and Allegheny County Public Schools 2018 Youth Risk Behavior Survey Kerry J Redican, MPH, PhD. David S. Salle PhD. [Data File] Retrieved hardcopy from AHCSB.

What the numbers and other information tell us:

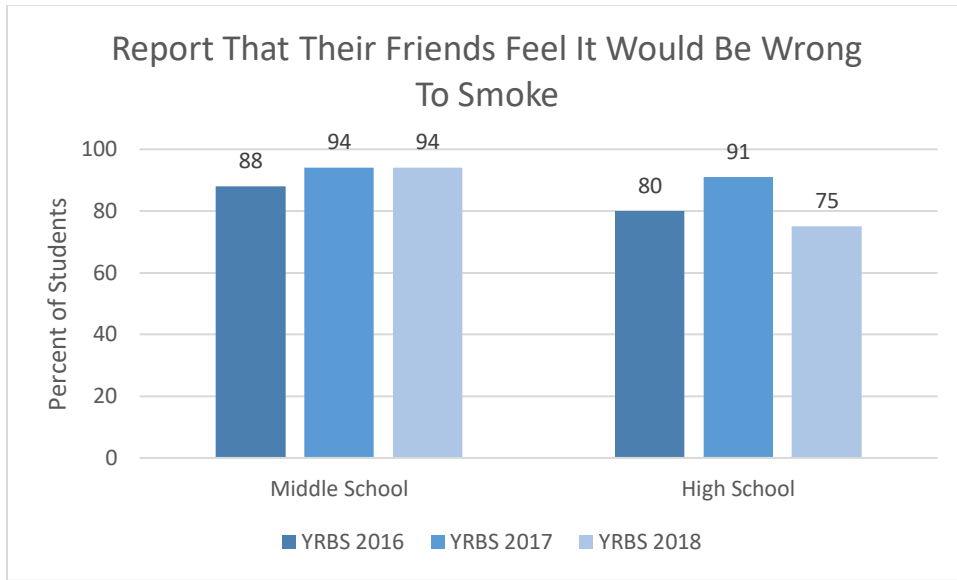
There was a slight increase in the percentage of students at the middle school level who view tobacco as harmful or very harmful. At the High School level there is a slight decrease. Overall, 90.0% of youth feel that using tobacco is very harmful to their health.



Allegheny County Public Schools 2016 Youth Risk Behavior Survey Kerry J. Redican, MPH, Ph.D. David S. Sallee, Ph.D. [Data File] Retrieved hardcopy from AHCSB and from <https://nccd.cdc.gov/youthonline/app/Results.aspx?LID=VA> and Covington City Public Schools 2017 Youth Risk Behavior Survey David S. Sallee, Ph.D. Kerry I Reducan, MPH, Ph.D.[Data File] Retrieved Hardcopy from AHCSB and Allegheny County Public Schools 2018 Youth Risk Behavior Survey Kerry J Redican, MPH, PhD. David S. Salle PhD. [Data File] Retrieved hardcopy from AHCSB.

What the numbers and other information tell us:

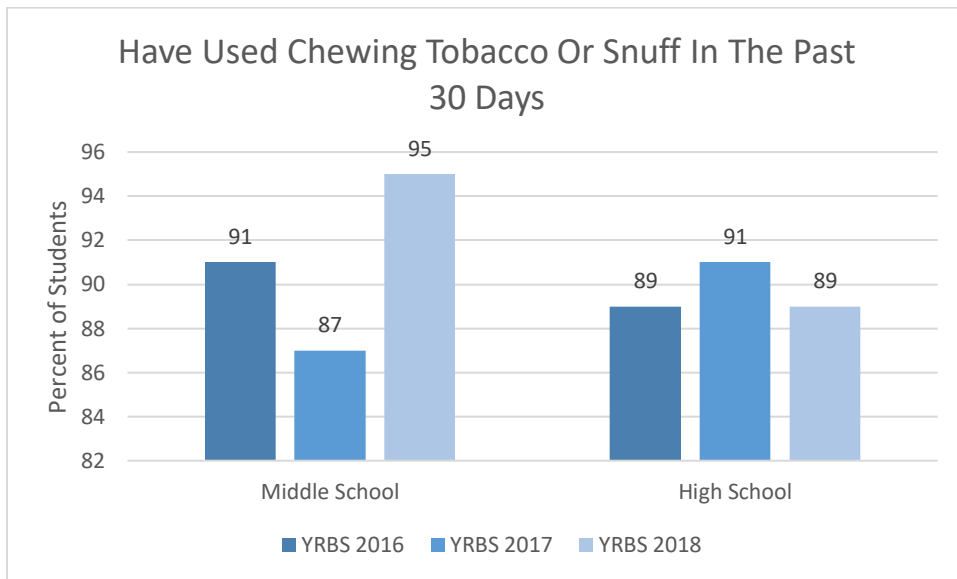
There was a noted increase in the percentage of students who smoke regularly at all levels.



Allegheny County Public Schools 2016 Youth Risk Behavior Survey Kerry J. Redican, MPH, Ph.D. David S. Sallee, Ph.D. [Data File] Retrieved hardcopy from AHCSB and from <https://nccd.cdc.gov/youthonline/app/Results.aspx?LID=VA> and Covington City Public Schools 2017 Youth Risk Behavior Survey David S. Sallee, Ph.D. Kerry I Reducan, MPH, Ph.D. [Data File] Retrieved Hardcopy from AHCSB and Allegheny County Public Schools 2018 Youth Risk Behavior Survey Kerry J Redican, MPH, PhD. David S. Salle PhD. [Data File] Retrieved hardcopy from AHCSB.

What the numbers and other information tell us:

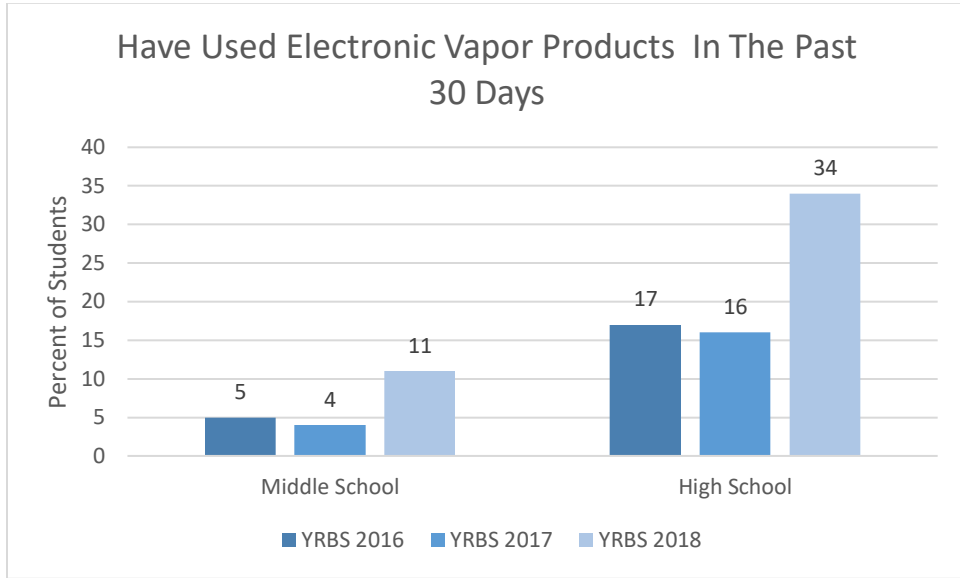
These levels indicate that peer pressure to smoke have started to slightly increase again in all grade levels.



Allegheny County Public Schools 2016 Youth Risk Behavior Survey Kerry J. Redican, MPH, Ph.D. David S. Sallee, Ph.D. [Data File] Retrieved hardcopy from AHCSB and from <https://nccd.cdc.gov/youthonline/app/Results.aspx?LID=VA> and Covington City Public Schools 2017 Youth Risk Behavior Survey David S. Sallee, Ph.D. Kerry I Reducan, MPH, Ph.D. [Data File] Retrieved Hardcopy from AHCSB and Allegheny County Public Schools 2018 Youth Risk Behavior Survey Kerry J Redican, MPH, PhD. David S. Salle PhD. [Data File] Retrieved hardcopy from AHCSB.

What the numbers and other information tell us:

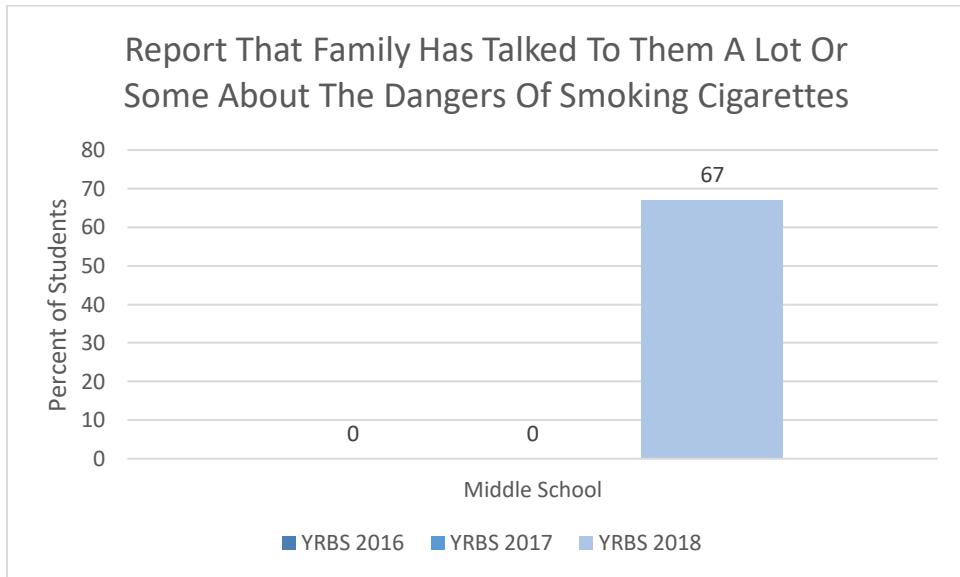
There has been a decline in the cases of students who use chewing tobacco regularly at middle school level. At the middle school level, there has been a decrease.



Allegheny County Public Schools 2016 Youth Risk Behavior Survey Kerry J. Redican, MPH, Ph.D. David S. Sallee, Ph.D. [Data File] Retrieved hardcopy from AHCSB and from <https://nccd.cdc.gov/youthonline/app/Results.aspx?LID=VA> and Covington City Public Schools 2017 Youth Risk Behavior Survey David S. Sallee, Ph.D. Kerry I Reducan, MPH, Ph.D. [Data File] Retrieved Hardcopy from AHCSB and Allegheny County Public Schools 2018 Youth Risk Behavior Survey Kerry J Redican, MPH, PhD. David S. Salle PhD. [Data File] Retrieved hardcopy from AHCSB.

What the numbers and other information tell us:

There has been a significant increase in the cases of students who use electronic vapor products at both school levels.



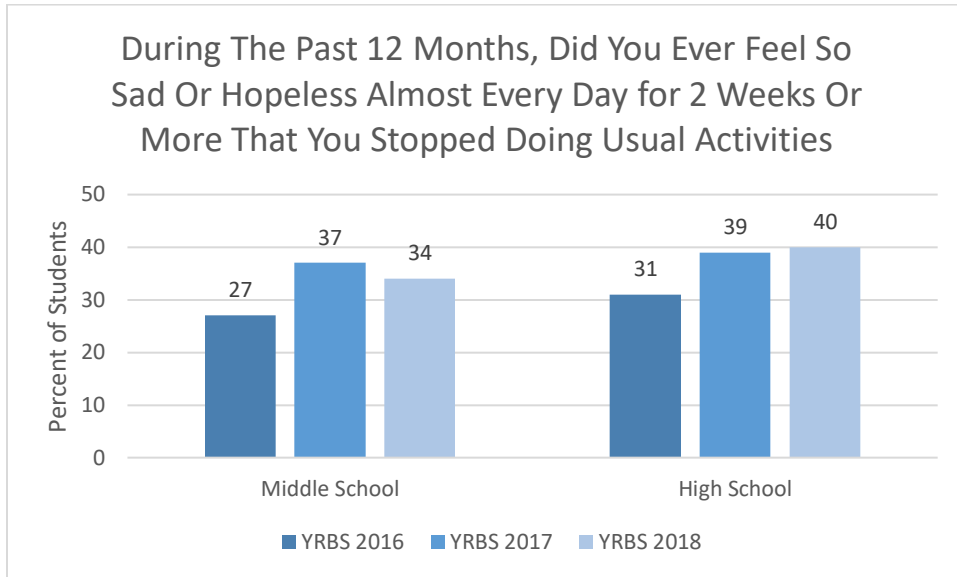
Allegheny County Public Schools 2016 Youth Risk Behavior Survey Kerry J. Redican, MPH, Ph.D. David S. Sallee, Ph.D. [Data File] Retrieved hardcopy from AHCSB and from <https://nccd.cdc.gov/youthonline/app/Results.aspx?LID=VA> and Covington City Public Schools 2017 Youth Risk Behavior Survey David S. Sallee, Ph.D. Kerry I Reducan, MPH, Ph.D. [Data File] Retrieved Hardcopy from AHCSB and Allegheny County Public Schools 2018 Youth Risk Behavior Survey Kerry J Redican, MPH, PhD. David S. Salle PhD. [Data File] Retrieved hardcopy from AHCSB.

What the numbers and other information tell us:

More than half of students at the middle school level report that their family has talked to them about the dangers of smoking. Please note that there is no data available for 2016 and 2017 because this is in a new question on the YRBS.



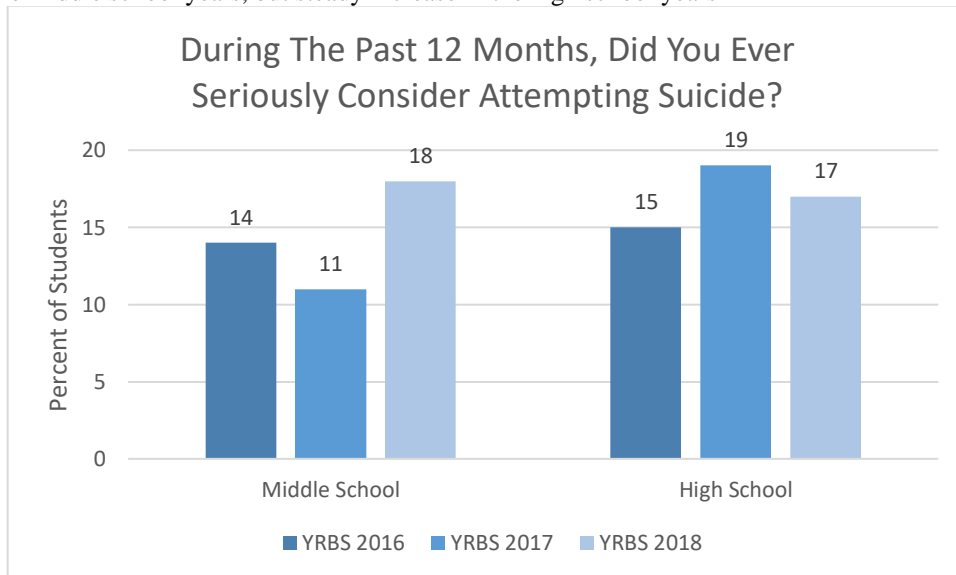
Youth Mental Health



Allegheny County Public Schools 2016 Youth Risk Behavior Survey Kerry J. Redican, MPH, Ph.D. David S. Sallee, Ph.D. [Data File] Retrieved hardcopy from AHCSB and from <https://nccd.cdc.gov/youthonline/app/Results.aspx?LID=VA> and Covington City Public Schools 2017 Youth Risk Behavior Survey David S. Sallee, Ph.D. Kerry I Reducan, MPH, Ph.D. [Data File] Retrieved Hardcopy from AHCSB and Allegheny County Public Schools 2018 Youth Risk Behavior Survey Kerry J Redican, MPH, Ph.D. David S. Salle PhD. [Data File] Retrieved hardcopy from AHCSB.

What the numbers and other information tell us:

Decrease in the middle school years, but steady increase in the high school years

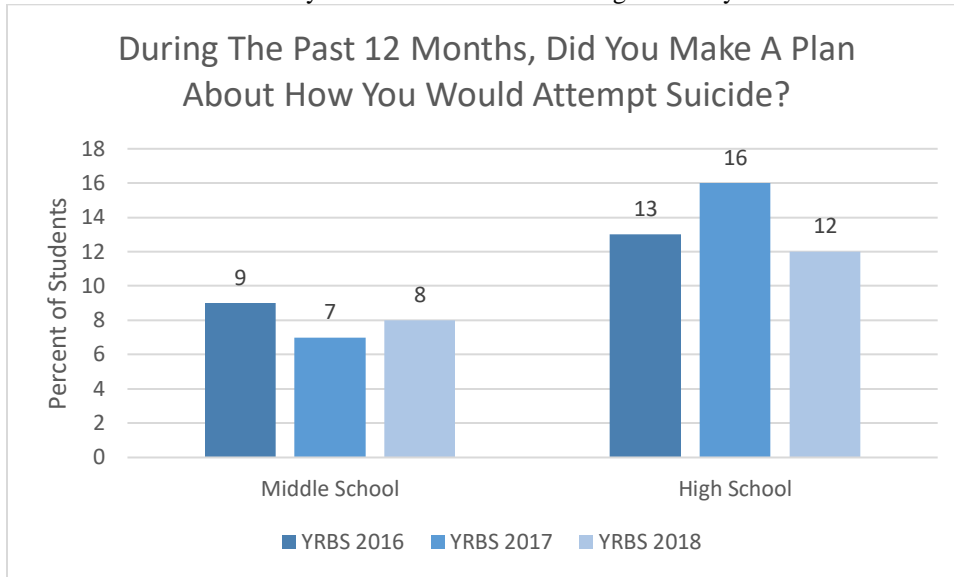


Allegheny County Public Schools 2016 Youth Risk Behavior Survey Kerry J. Redican, MPH, Ph.D. David S. Sallee, Ph.D. [Data File] Retrieved hardcopy from AHCSB and from <https://nccd.cdc.gov/youthonline/app/Results.aspx?LID=VA> and Covington City Public Schools 2017 Youth Risk Behavior Survey David S. Sallee, Ph.D. Kerry I Reducan, MPH, Ph.D. [Data File] Retrieved Hardcopy from AHCSB and Allegheny County Public Schools 2018 Youth Risk Behavior Survey Kerry J Redican, MPH, Ph.D. David S. Salle PhD. [Data File] Retrieved hardcopy from AHCSB.

What the numbers and other information tell us:



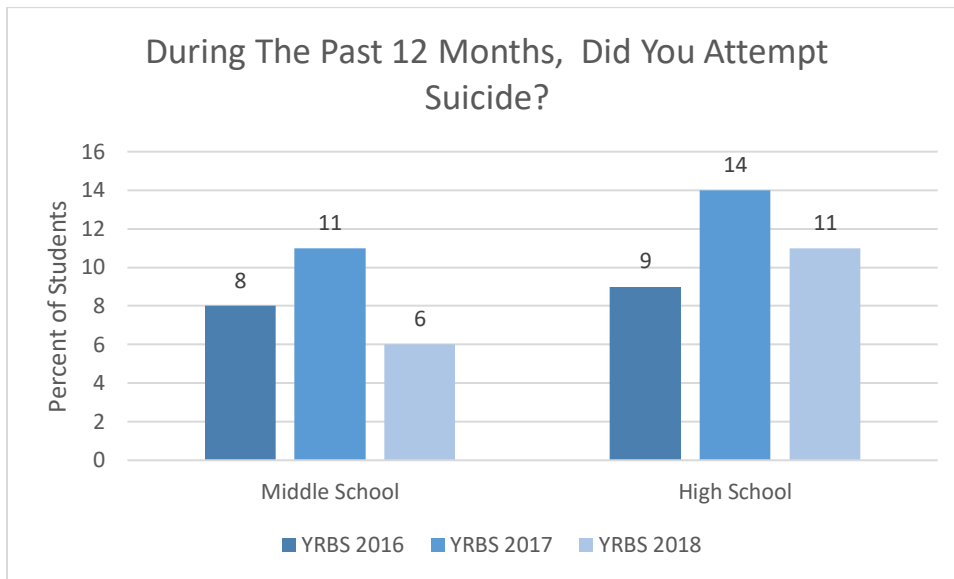
There is an increase in the middle school years but a decrease in the high school years.



Allegheny County Public Schools 2016 Youth Risk Behavior Survey Kerry J. Redican, MPH, Ph.D. David S. Sallee, Ph.D. [Data File] Retrieved hardcopy from AHCSB and from <https://nccd.cdc.gov/youthonline/app/Results.aspx?LID=VA> and Covington City Public Schools 2017 Youth Risk Behavior Survey David S. Sallee, Ph.D. Kerry I Reducan, MPH, Ph.D. [Data File] Retrieved Hardcopy from AHCSB and Allegheny County Public Schools 2018 Youth Risk Behavior Survey Kerry J Redican, MPH, Ph.D. David S. Salle PhD. [Data File] Retrieved hardcopy from AHCSB.

What the numbers and other information tell us:

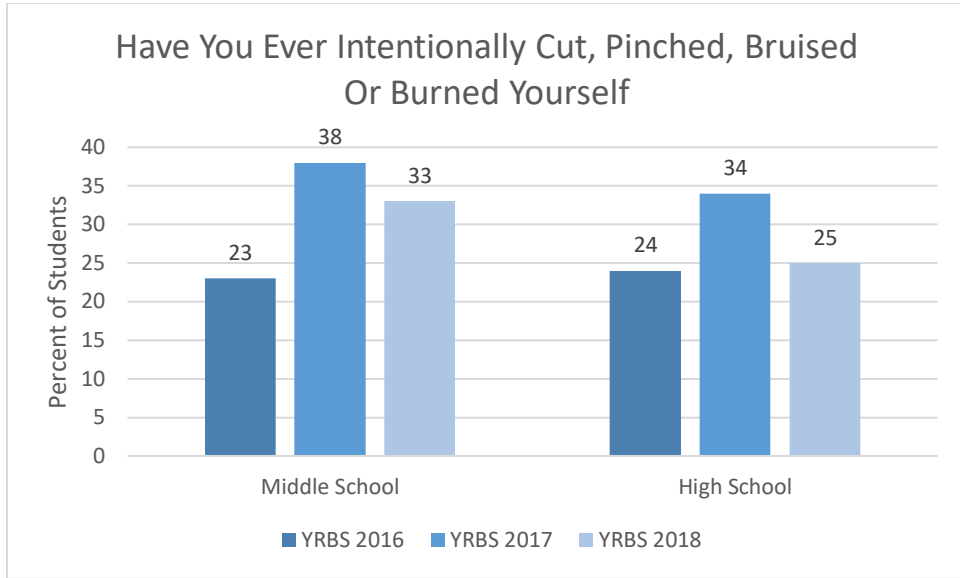
There is an increase in the middle school years but a decrease in the high school years.



Allegheny County Public Schools 2016 Youth Risk Behavior Survey Kerry J. Redican, MPH, Ph.D. David S. Sallee, Ph.D. [Data File] Retrieved hardcopy from AHCSB and from <https://nccd.cdc.gov/youthonline/app/Results.aspx?LID=VA> and Covington City Public Schools 2017 Youth Risk Behavior Survey David S. Sallee, Ph.D. Kerry I Reducan, MPH, Ph.D. [Data File] Retrieved Hardcopy from AHCSB and Allegheny County Public Schools 2018 Youth Risk Behavior Survey Kerry J Redican, MPH, Ph.D. David S. Salle PhD. [Data File] Retrieved hardcopy from AHCSB.

What the numbers and other information tell us:

There is an increase in the middle school years but a decrease in the high school years.



Allegheny County Public Schools 2016 Youth Risk Behavior Survey Kerry J. Redican, MPH, Ph.D. David S. Sallee, Ph.D. [Data File] Retrieved hardcopy from AHCSB and from <https://nccd.cdc.gov/youthonline/app/Results.aspx?LID=VA> and Covington City Public Schools 2017 Youth Risk Behavior Survey David S. Sallee, Ph.D. Kerry I Reducan, MPH, Ph.D. [Data File] Retrieved Hardcopy from AHCSB and Allegheny County Public Schools 2018 Youth Risk Behavior Survey Kerry J Redican, MPH, Ph.D. David S. Salle Ph.D. [Data File] Retrieved hardcopy from AHCSB.

What the numbers and other information tell us:

There is an decrease in both school levels.